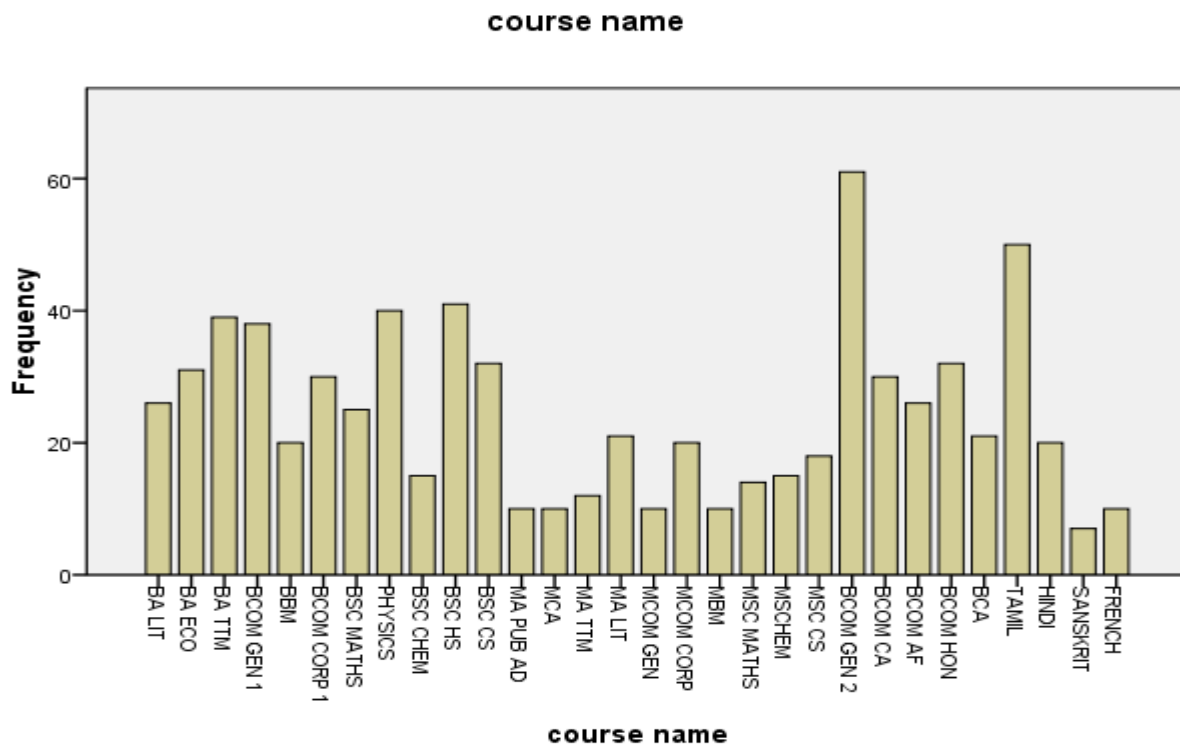


# ANNA ADARSH COLLEGE FOR WOMEN- STUDENT SATISFACTION SURVEY

		course name			
		Frequency	Percent	Valid Percent	Cumulative Percent
Valid	BA LIT	26	3.5	3.5	3.5
	BA ECO	31	4.2	4.2	7.8
	BA TTM	39	5.3	5.3	13.1
	BCOM GEN 1	38	5.2	5.2	18.3
	BBM	20	2.7	2.7	21.0
	BCOM CORP 1	30	4.1	4.1	25.1
	BSC MATHS	25	3.4	3.4	28.5
	PHYSICS	40	5.4	5.4	33.9
	BSC CHEM	15	2.0	2.0	36.0
	BSC HS	41	5.6	5.6	41.6
	BSC CS	32	4.4	4.4	45.9
	MA PUB AD	10	1.4	1.4	47.3
	MCA	10	1.4	1.4	48.6
	MA TTM	12	1.6	1.6	50.3
	MA LIT	21	2.9	2.9	53.1
	MCOM GEN	10	1.4	1.4	54.5
	MCOM CORP	20	2.7	2.7	57.2
	MBM	10	1.4	1.4	58.6
	MSC MATHS	14	1.9	1.9	60.5
	MSCHEM	15	2.0	2.0	62.5
	MSC CS	18	2.5	2.5	65.0
	BCOM GEN 2	61	8.3	8.3	73.3
	BCOM CA	30	4.1	4.1	77.4
	BCOM AF	26	3.5	3.5	80.9

# ANNA ADARSH COLLEGE FOR WOMEN- STUDENT SATISFACTION SURVEY

BCOM HON	32	4.4	4.4	85.3
BCA	21	2.9	2.9	88.1
TAMIL	50	6.8	6.8	95.0
HINDI	20	2.7	2.7	97.7
SANSKRIT	7	1.0	1.0	98.6
FRENCH	10	1.4	1.4	100.0
Total	734	100.0	100.0	



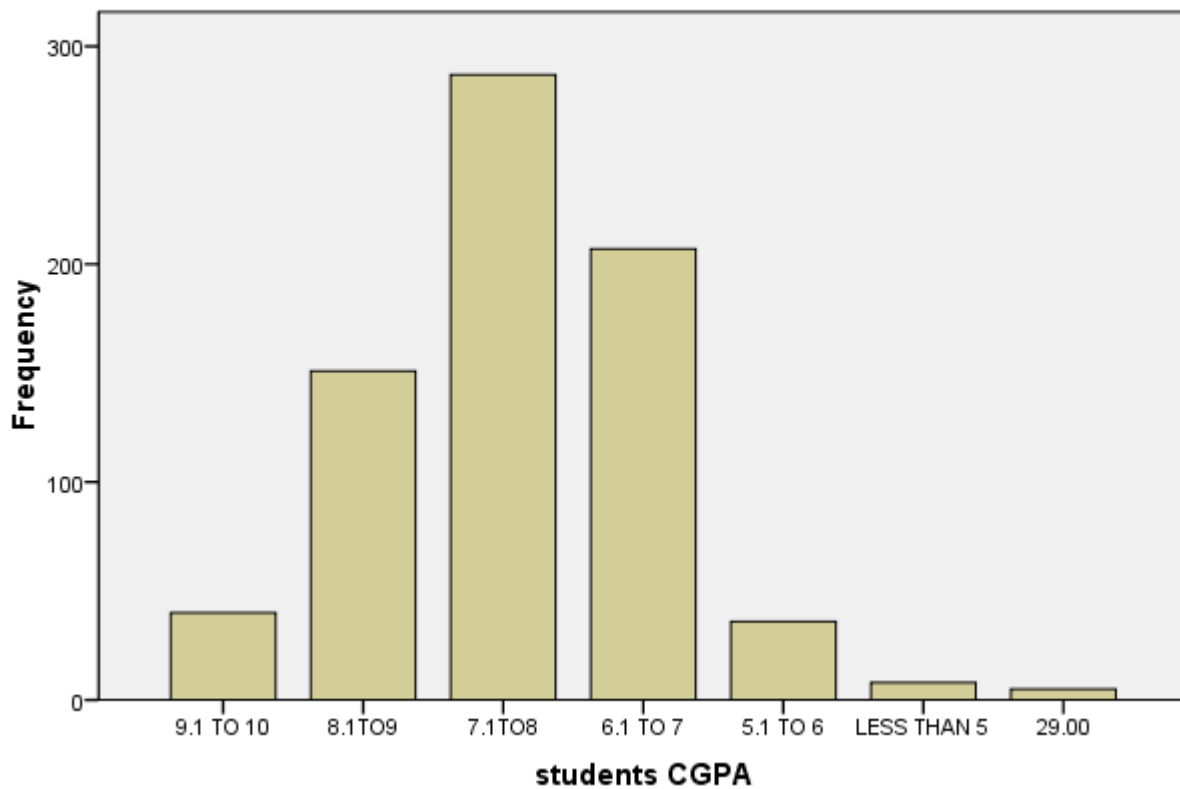
# ANNA ADARSH COLLEGE FOR WOMEN- STUDENT SATISFACTION SURVEY

---

**students CGPA**

		Frequency	Percent	Valid Percent	Cumulative Percent
Valid	9.1 TO 10	40	5.4	5.4	5.4
	8.1 TO 9	151	20.6	20.6	26.0
	7.1 TO 8	287	39.1	39.1	65.1
	6.1 TO 7	207	28.2	28.2	93.3
	5.1 TO 6	36	4.9	4.9	98.2
	LESS THAN 5	8	1.1	1.1	99.3
	29	5	.7	.7	100.0
	Total	734	100.0	100.0	

**students CGPA**

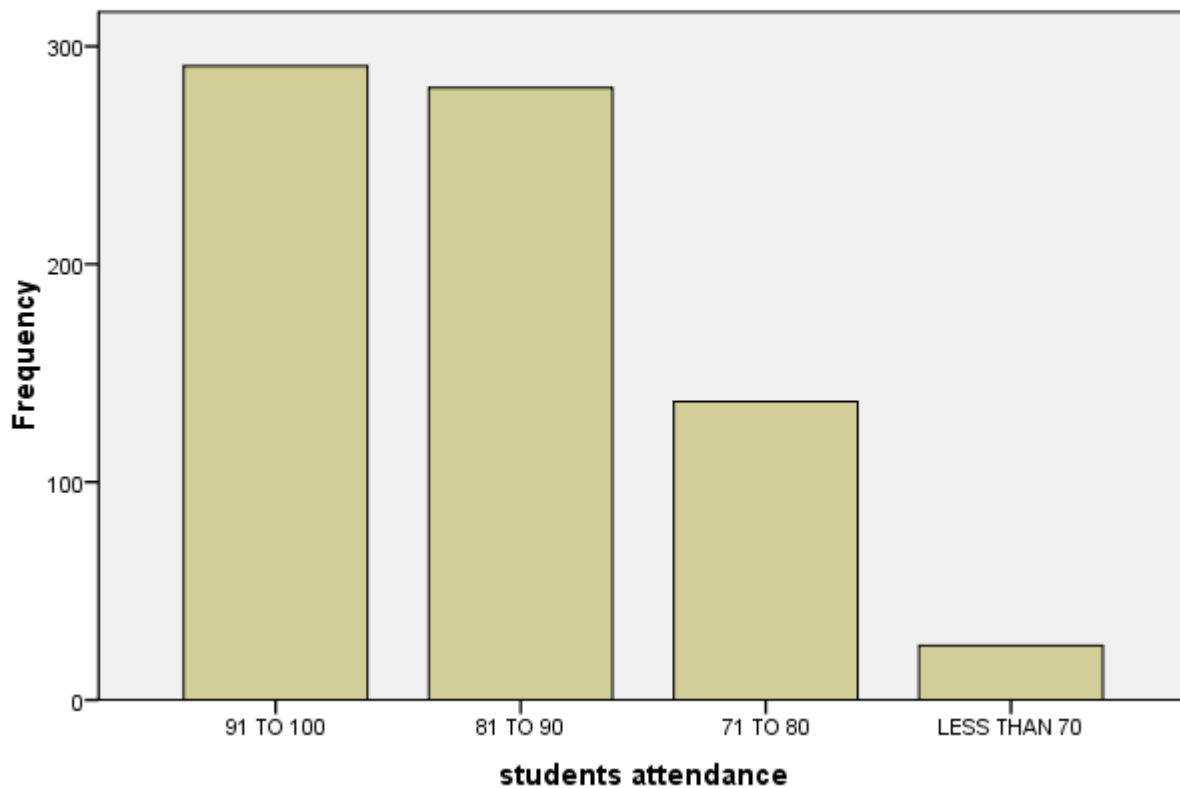


# ANNA ADARSH COLLEGE FOR WOMEN- STUDENT SATISFACTION SURVEY

students attendance

	Frequency	Percent	Valid Percent	Cumulative Percent
Valid 91 TO 100	291	39.6	39.6	39.6
81 TO 90	281	38.3	38.3	77.9
71 TO 80	137	18.7	18.7	96.6
LESS THAN 70	25	3.4	3.4	100.0
Total	734	100.0	100.0	

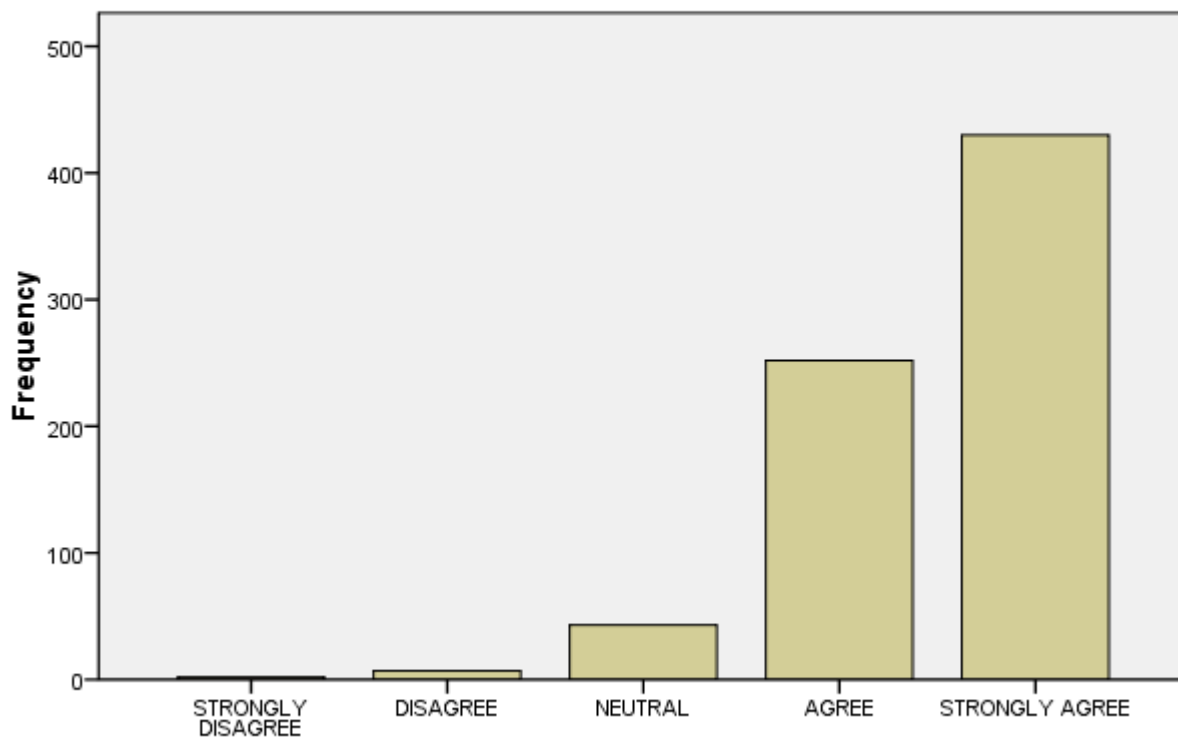
students attendance



Teachers are able to explain the concepts clearly

	Frequency	Percent	Valid Percent	Cumulative Percent
Valid STRONGLY DISAGREE	2	.3	.3	.3
DISAGREE	7	1.0	1.0	1.2
NEUTRAL	43	5.9	5.9	7.1
AGREE	252	34.3	34.3	41.4
STRONGLY AGREE	430	58.6	58.6	100.0
Total	734	100.0	100.0	

Teachers are able to explain the concepts clearly

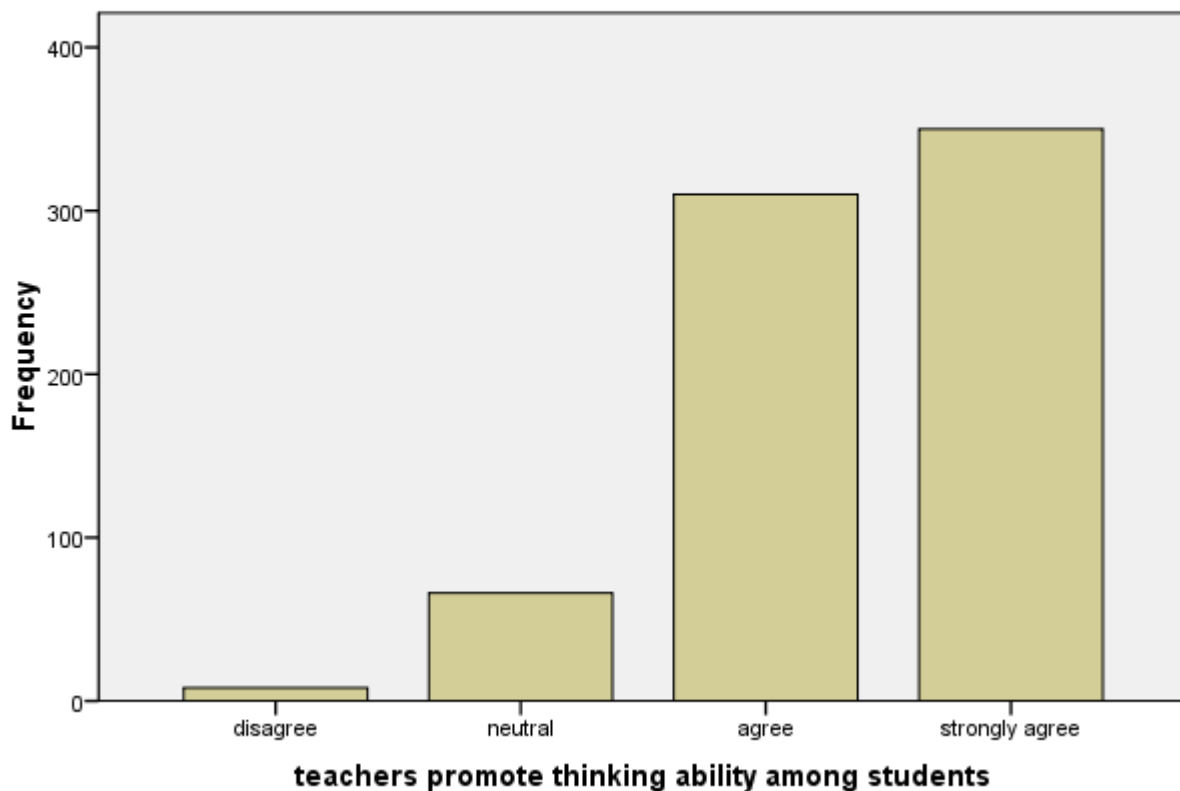


Teachers are able to explain the concepts clearly

teachers promote thinking ability among students

	Frequency	Percent	Valid Percent	Cumulative Percent
Valid disagree	8	1.1	1.1	1.1
neutral	66	9.0	9.0	10.1
agree	310	42.2	42.2	52.3
strongly agree	350	47.7	47.7	100.0
Total	734	100.0	100.0	

teachers promote thinking ability among students

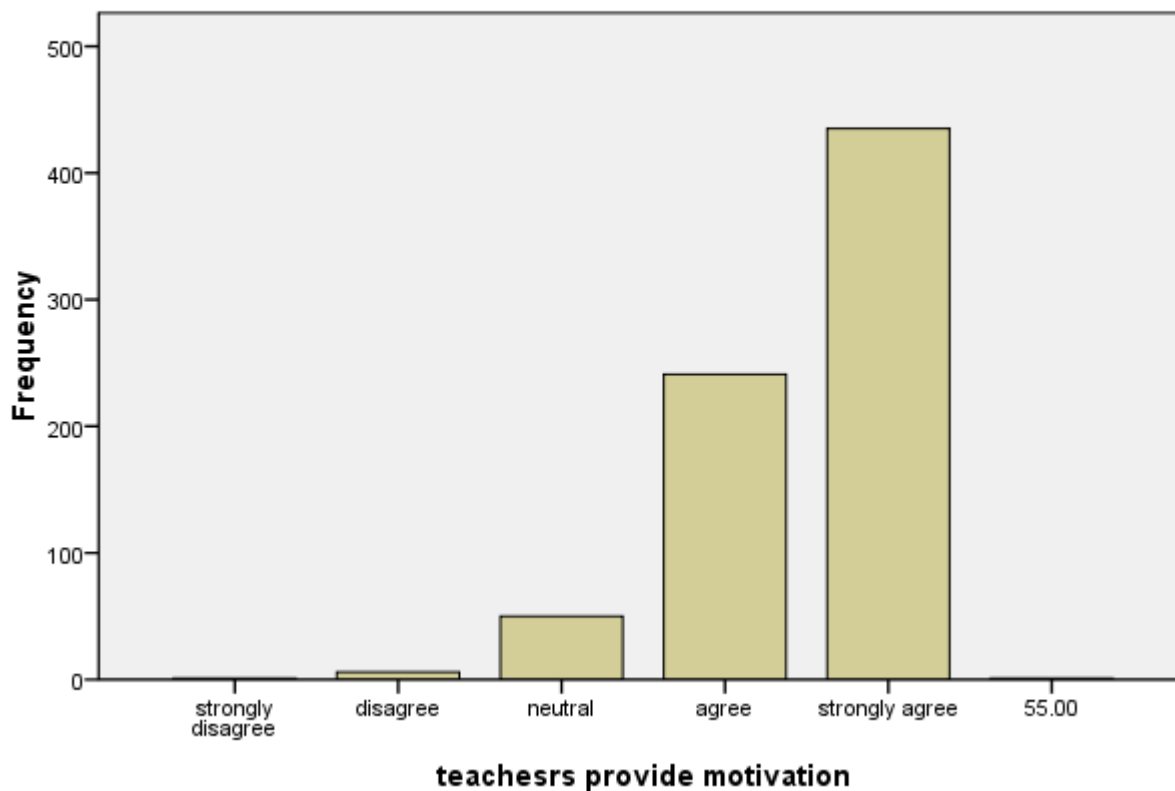


# ANNA ADARSH COLLEGE FOR WOMEN- STUDENT SATISFACTION SURVEY

**teachers provide motivation**

		Frequency	Percent	Valid Percent	Cumulative Percent
Valid	strongly disagree	1	.1	.1	.1
	disagree	6	.8	.8	1.0
	neutral	50	6.8	6.8	7.8
	agree	241	32.8	32.8	40.6
	strongly agree	435	59.3	59.3	99.9
	55	1	.1	.1	100.0
	Total	734	100.0	100.0	

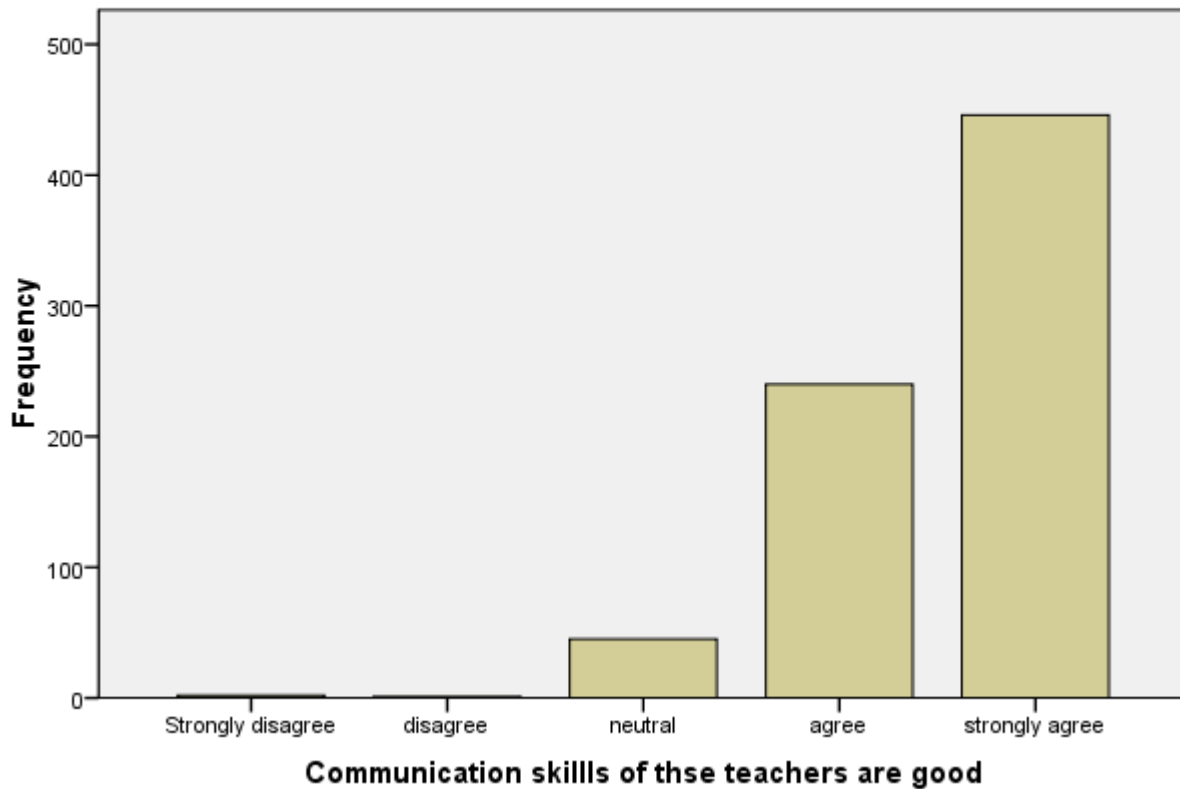
**teachers provide motivation**



Communication skills of these teachers are good

	Frequency	Percent	Valid Percent	Cumulative Percent
Valid Strongly disagree	2	.3	.3	.3
disagree	1	.1	.1	.4
neutral	45	6.1	6.1	6.5
agree	240	32.7	32.7	39.2
strongly agree	446	60.8	60.8	100.0
Total	734	100.0	100.0	

Communication skills of these teachers are good

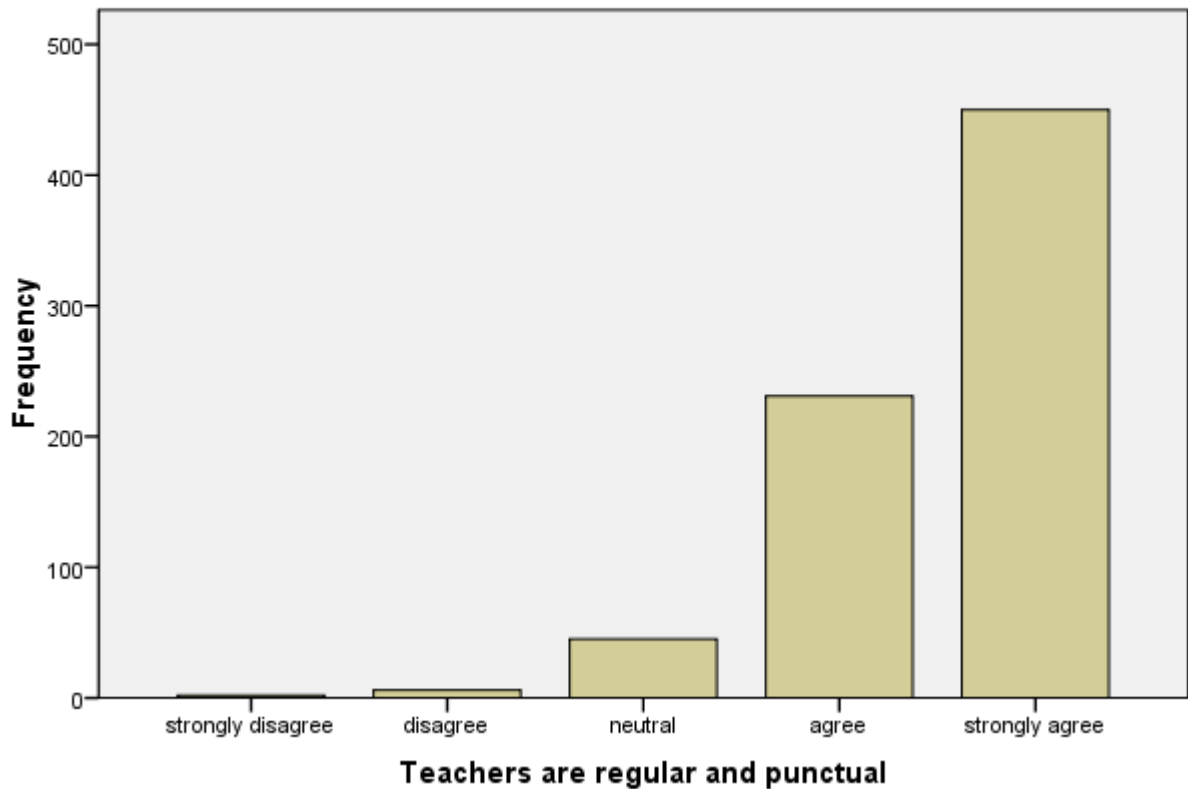




Teachers are regular and punctual

	Frequency	Percent	Valid Percent	Cumulative Percent
Valid strongly disagree	2	.3	.3	.3
disagree	6	.8	.8	1.1
neutral	45	6.1	6.1	7.2
agree	231	31.5	31.5	38.7
strongly agree	450	61.3	61.3	100.0
Total	734	100.0	100.0	

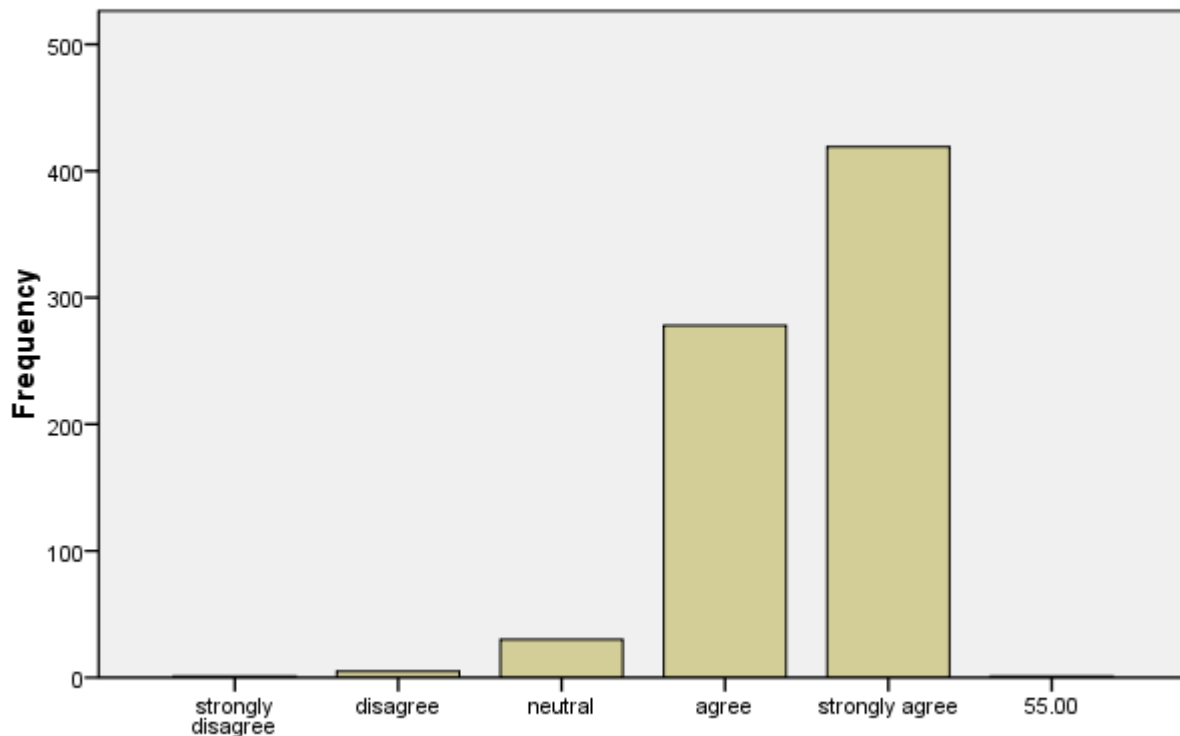
Teachers are regular and punctual



subject knowledge of the teachers is adequate

	Frequency	Percent	Valid Percent	Cumulative Percent
Valid strongly disagree	1	.1	.1	.1
disagree	5	.7	.7	.8
neutral	30	4.1	4.1	4.9
agree	278	37.9	37.9	42.8
strongly agree	419	57.1	57.1	99.9
55	1	.1	.1	100.0
Total	734	100.0	100.0	

subject knowledge of the teachers is adequate

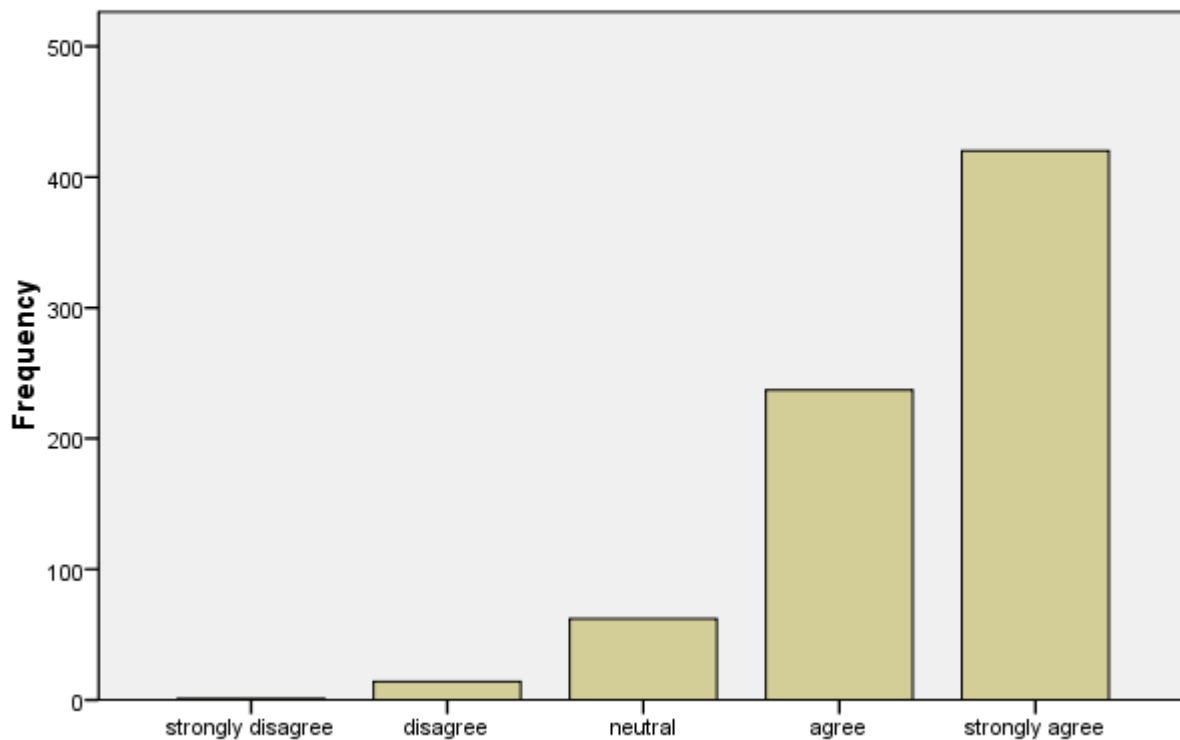


subject knowledge of the teachers is adequate

The syllabus is fully covered and completed on time

	Frequency	Percent	Valid Percent	Cumulative Percent
Valid strongly disagree	1	.1	.1	.1
disagree	14	1.9	1.9	2.0
neutral	62	8.4	8.4	10.5
agree	237	32.3	32.3	42.8
strongly agree	420	57.2	57.2	100.0
Total	734	100.0	100.0	

The syllabus is fully covered and completed on time

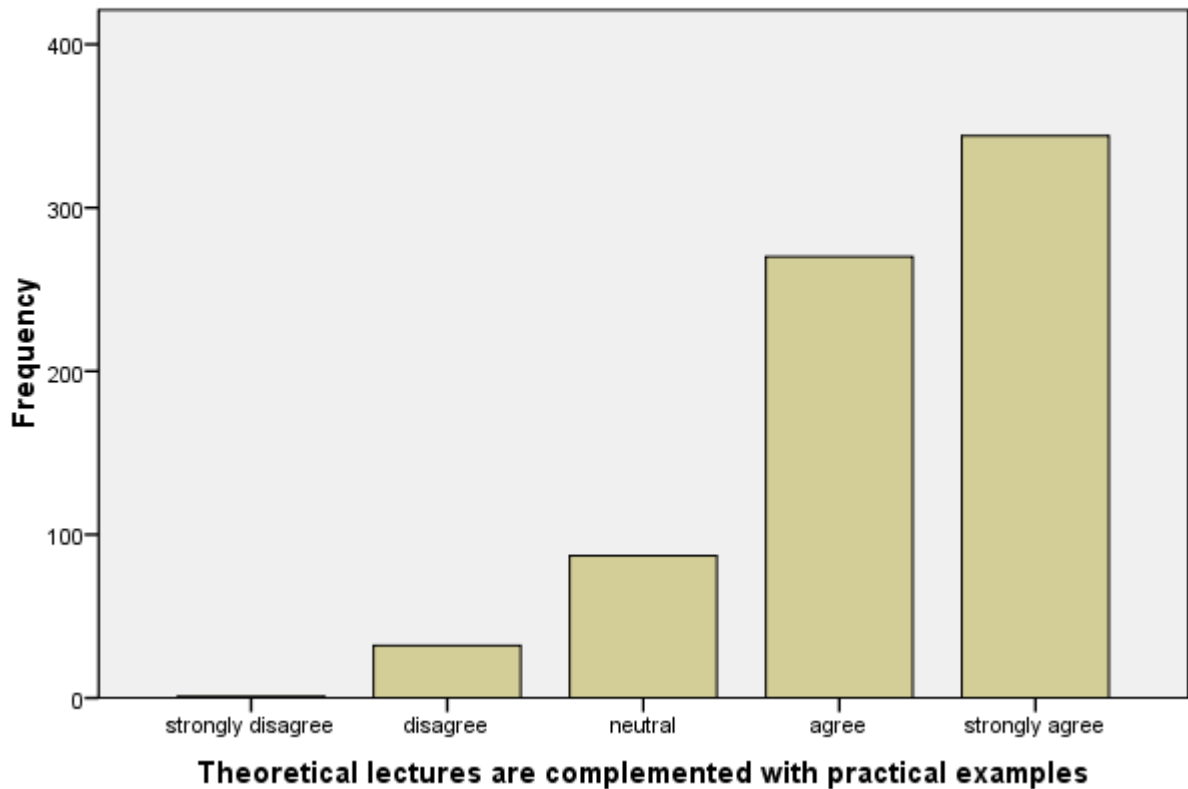


The syllabus is fully covered and completed on time

Theoretical lectures are complemented with practical examples

	Frequency	Percent	Valid Percent	Cumulative Percent
Valid strongly disagree	1	.1	.1	.1
disagree	32	4.4	4.4	4.5
neutral	87	11.9	11.9	16.3
agree	270	36.8	36.8	53.1
strongly agree	344	46.9	46.9	100.0
Total	734	100.0	100.0	

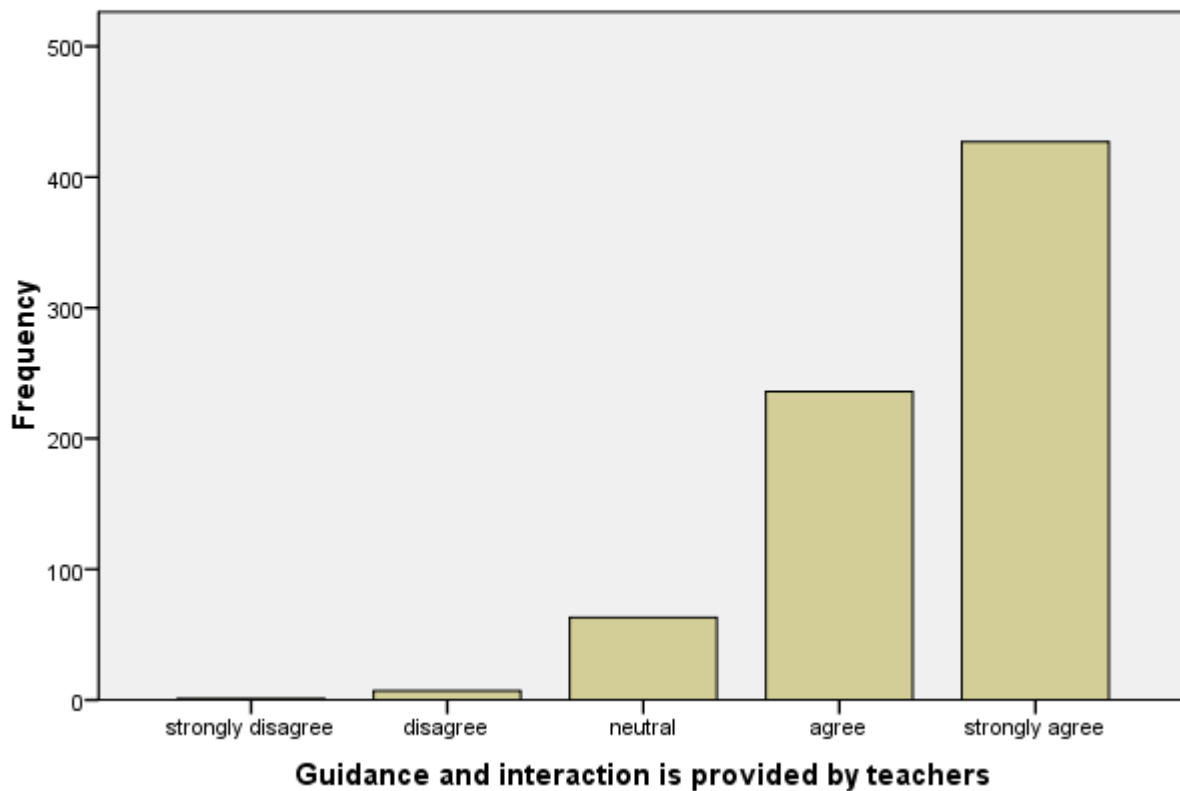
Theoretical lectures are complemented with practical examples



**Guidance and interaction is provided by teachers**

	Frequency	Percent	Valid Percent	Cumulative Percent
Valid strongly disagree	1	.1	.1	.1
disagree	7	1.0	1.0	1.1
neutral	63	8.6	8.6	9.7
agree	236	32.2	32.2	41.8
strongly agree	427	58.2	58.2	100.0
Total	734	100.0	100.0	

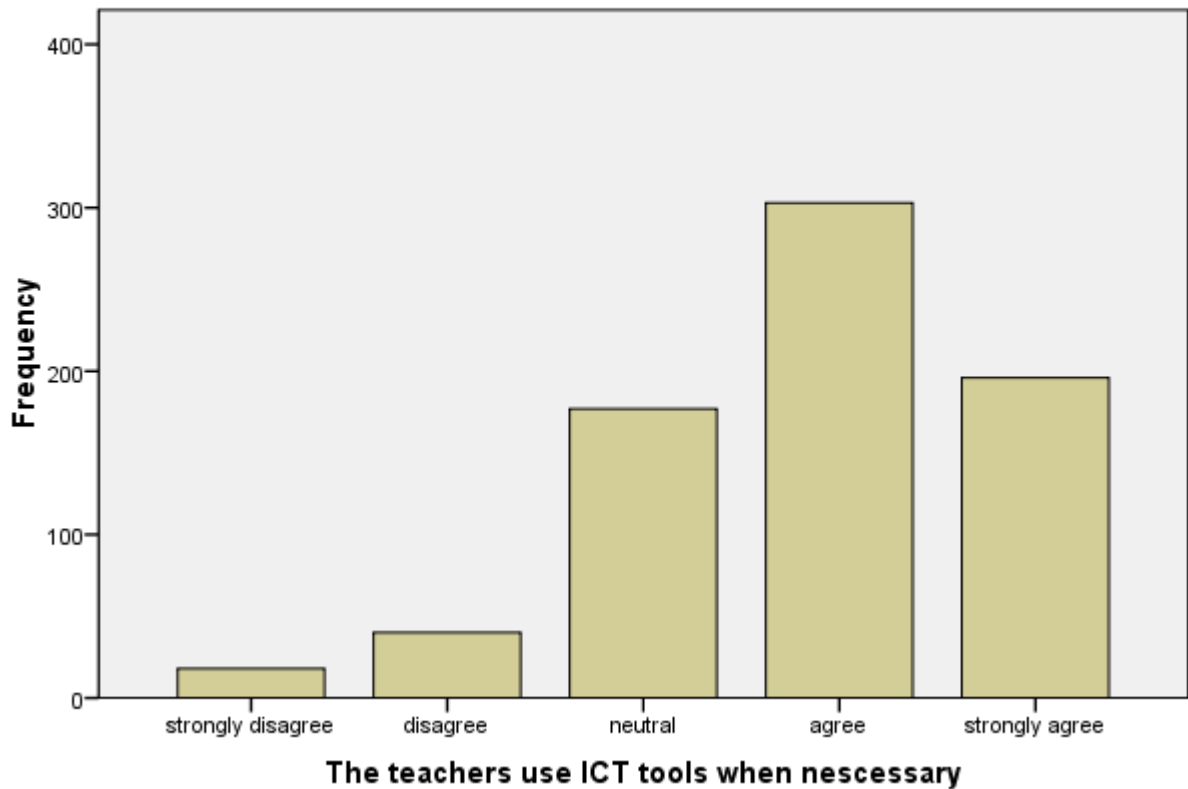
**Guidance and interaction is provided by teachers**



The teachers use ICT tools when necessary

	Frequency	Percent	Valid Percent	Cumulative Percent
Valid strongly disagree	18	2.5	2.5	2.5
disagree	40	5.4	5.4	7.9
neutral	177	24.1	24.1	32.0
agree	303	41.3	41.3	73.3
strongly agree	196	26.7	26.7	100.0
Total	734	100.0	100.0	

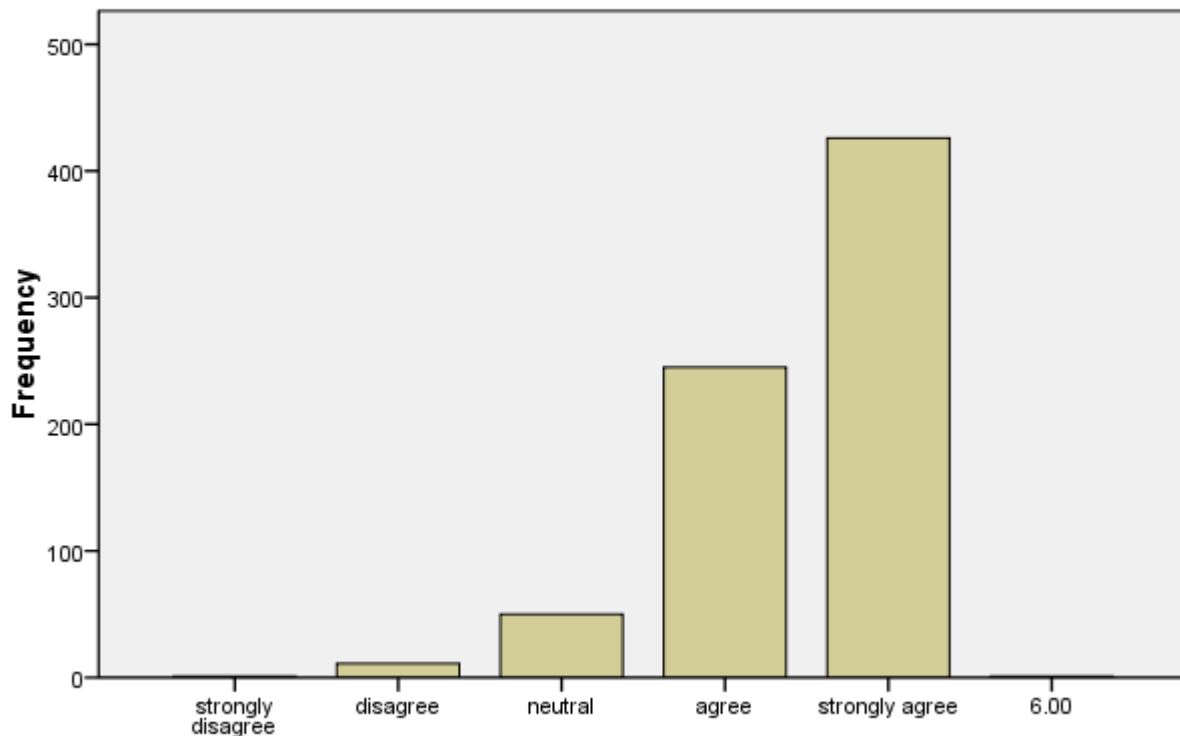
The teachers use ICT tools when necessary



The overall performance of the teachers is good

	Frequency	Percent	Valid Percent	Cumulative Percent
Valid strongly disagree	1	.1	.1	.1
disagree	11	1.5	1.5	1.6
neutral	50	6.8	6.8	8.4
agree	245	33.4	33.4	41.8
strongly agree	426	58.0	58.0	99.9
6	1	.1	.1	100.0
Total	734	100.0	100.0	

The overall performance of the teachers is good



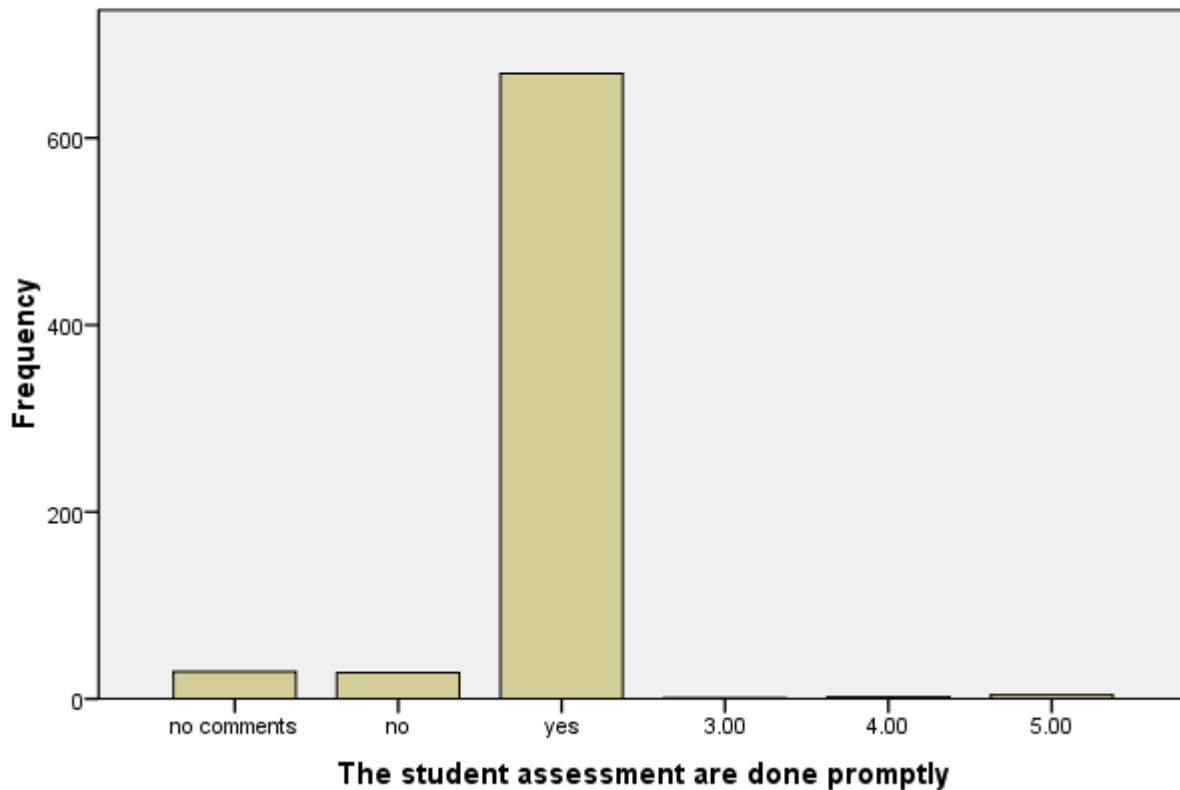
The overall performance of the teachers is good

# ANNA ADARSH COLLEGE FOR WOMEN- STUDENT SATISFACTION SURVEY

**The student assessment are done promptly**

		Frequency	Percent	Valid Percent	Cumulative Percent
Valid	no comments	29	4.0	4.0	4.0
	no	28	3.8	3.8	7.8
	yes	669	91.1	91.3	99.0
	3	1	.1	.1	99.2
	4	2	.3	.3	99.5
	5	4	.5	.5	100.0
	Total	733	99.9	100.0	
Missing	System	1	.1		
Total		734	100.0		

**The student assessment are done promptly**

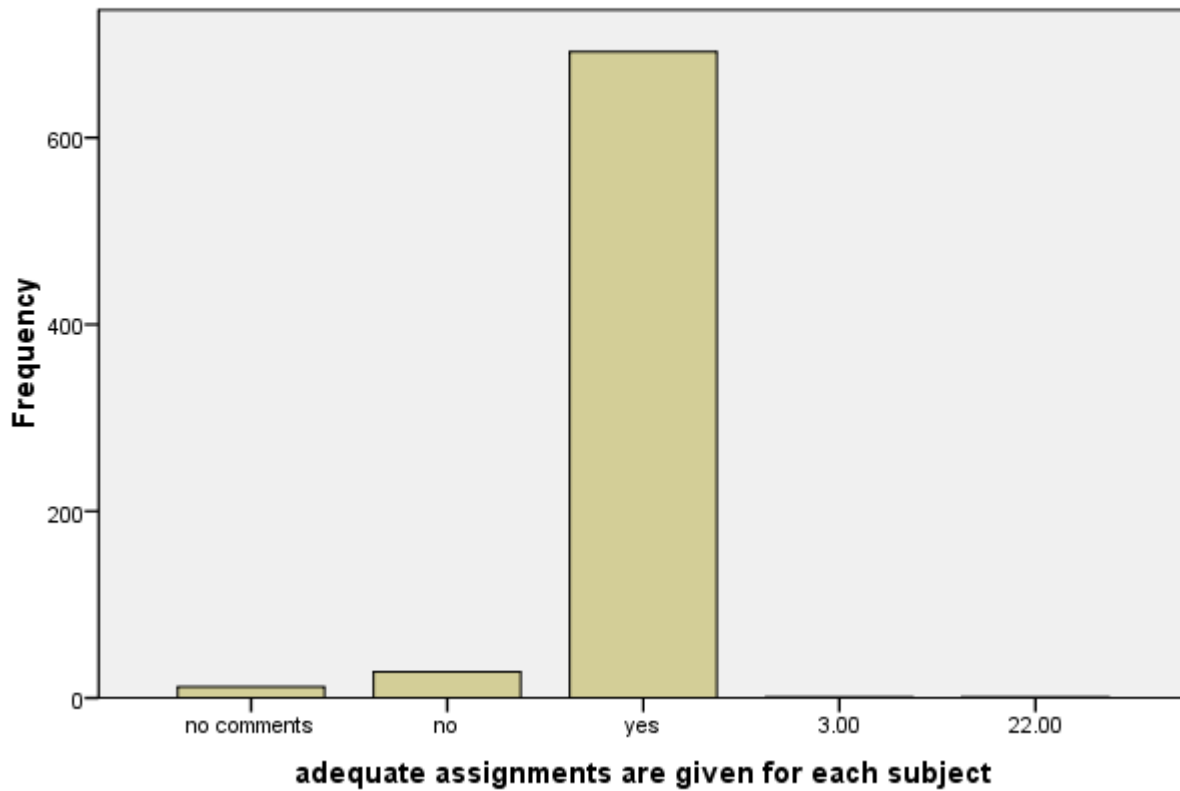




adequate assignments are given for each subject

	Frequency	Percent	Valid Percent	Cumulative Percent
Valid no comments	12	1.6	1.6	1.6
no	28	3.8	3.8	5.4
yes	692	94.3	94.3	99.7
3	1	.1	.1	99.9
22	1	.1	.1	100.0
Total	734	100.0	100.0	

adequate assignments are given for each subject



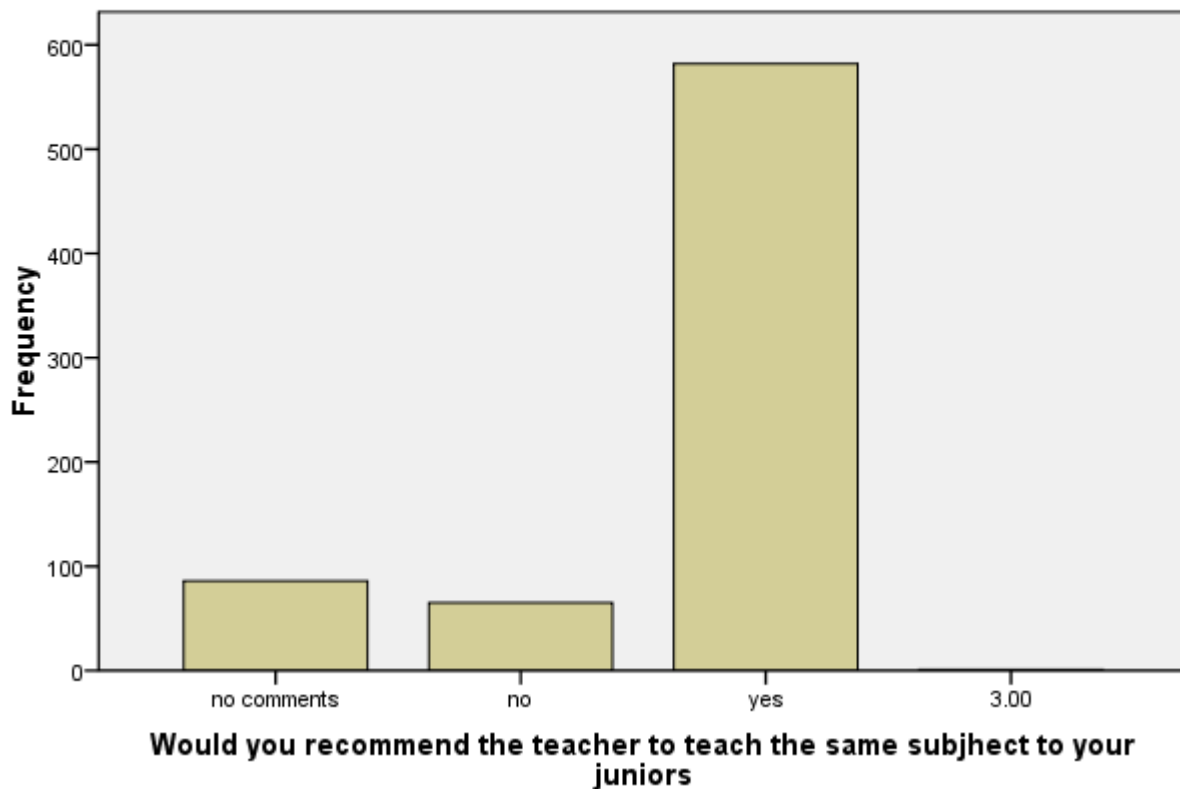
# ANNA ADARSH COLLEGE FOR WOMEN- STUDENT SATISFACTION SURVEY

---

**Would you recommend the teacher to teach the same subject to your juniors**

		Frequency	Percent	Valid Percent	Cumulative Percent
Valid	no comments	86	11.7	11.7	11.7
	no	65	8.9	8.9	20.6
	yes	582	79.3	79.3	99.9
	3	1	.1	.1	100.0
Total		734	100.0	100.0	

**Would you recommend the teacher to teach the same subject to your juniors**



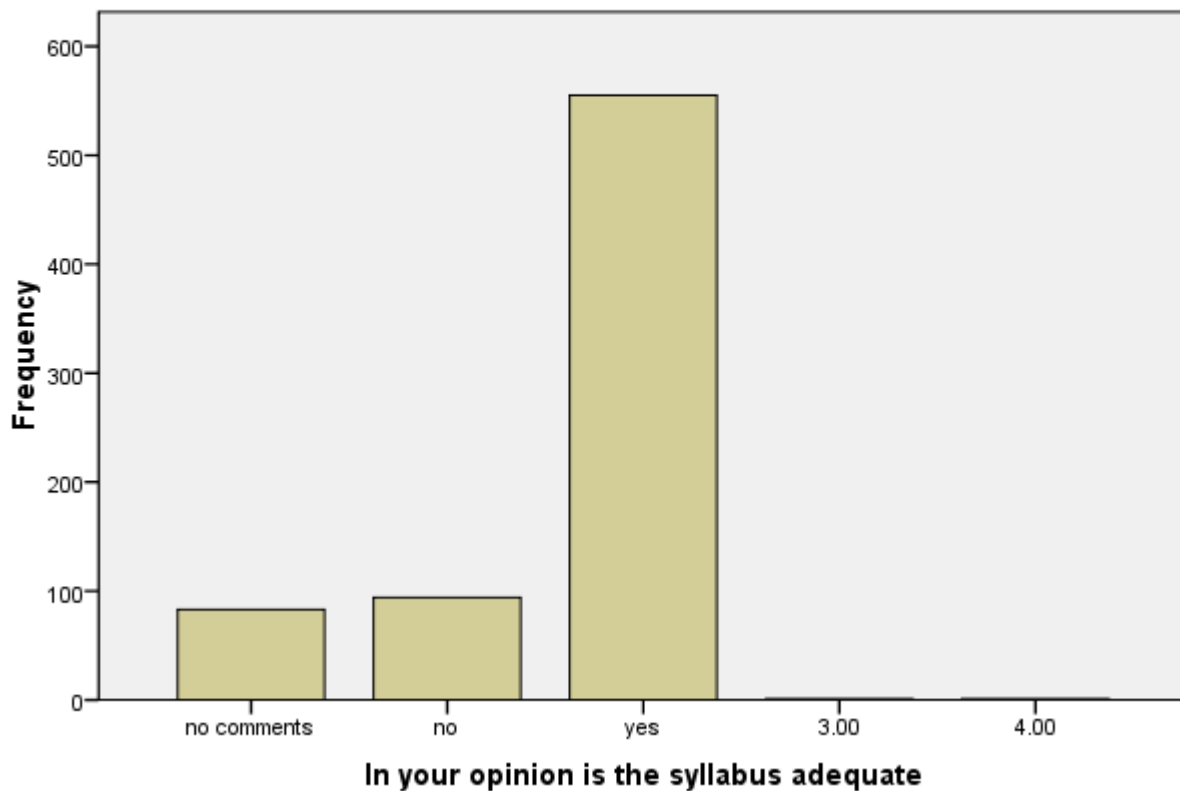
# ANNA ADARSH COLLEGE FOR WOMEN- STUDENT SATISFACTION SURVEY

---

**In your opinion is the syllabus adequate**

		Frequency	Percent	Valid Percent	Cumulative Percent
Valid	no comments	83	11.3	11.3	11.3
	no	94	12.8	12.8	24.1
	yes	555	75.6	75.6	99.7
	3	1	.1	.1	99.9
	4	1	.1	.1	100.0
Total		734	100.0	100.0	

**In your opinion is the syllabus adequate**

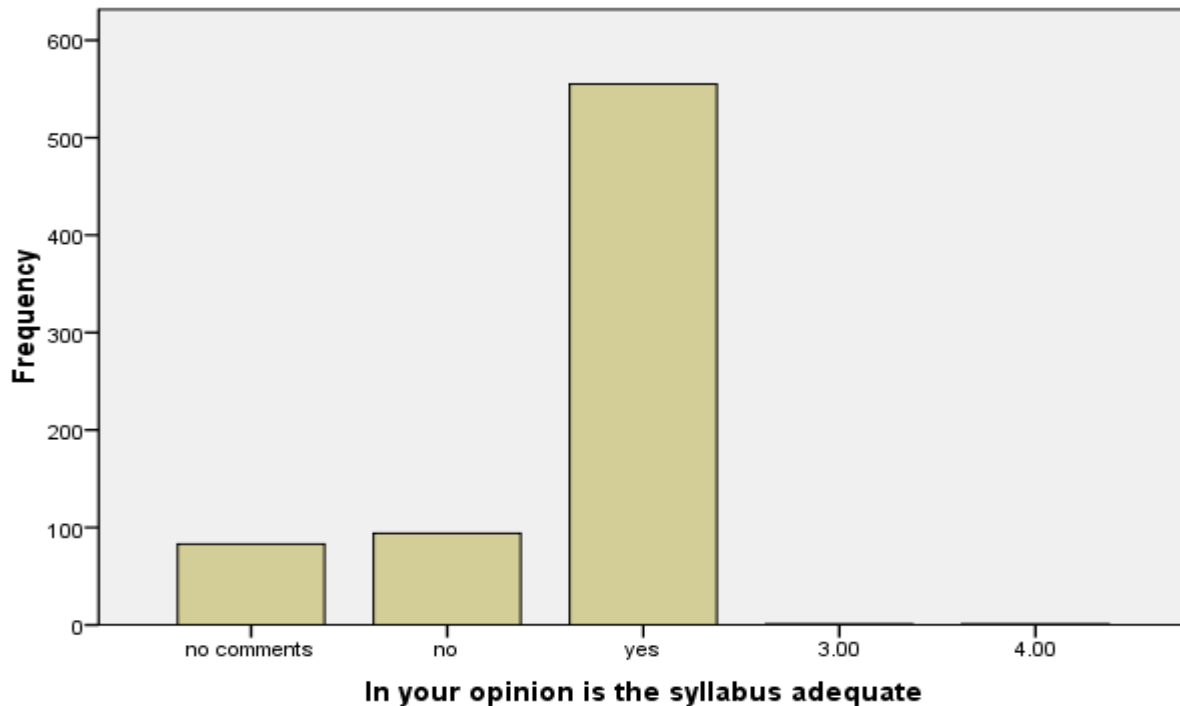


### Suggestions

# ANNA ADARSH COLLEGE FOR WOMEN- STUDENT SATISFACTION SURVEY

	Frequency	Percent	Valid Percent	Cumulative Percent
Valid make the curriculum contemporary	96	13.1	13.1	13.1
enrichment of curriculum	121	16.5	16.5	29.6
practical classes to be increased	101	13.8	13.8	43.3
more projects, assignments	94	12.8	12.8	56.1
industry linked subjects	63	8.6	8.6	64.7
smart classrooms	65	8.9	8.9	73.6
revamping of library	32	4.4	4.4	77.9
e.resources	45	6.1	6.1	84.1
other suggestions	117	15.9	15.9	100.0
Total	734	100.0	100.0	

**In your opinion is the syllabus adequate**



## ANNA ADARSH COLLEGE FOR WOMEN- STUDENT SATISFACTION SURVEY

---

1. How much of the syllabus was covered in the class?

4 – 85 to 100%

3 – 70 to 84%

2 – 55 to 69%

1– 30 to 54%

0 –Below 30%

2. How well did the teachers prepare for the classes?

4 –Thoroughly

3 – Satisfactorily

2 – Poorly

1 – Indifferently

0 – Won't teach at all

3. How well were the teachers able to communicate?

4 – Always effective

3 – Sometimes effective

2 – Just satisfactorily

1– Generally ineffective

0– Very poor communication

4. The teacher's approach to teaching can best be described as

4– Excellent

3 – Very good

2 – Good

1 – Fair

0– Poor

5. Fairness of the internal evaluation process by the teachers.

4 – Always fair

3 – Usually fair

2 – Sometimes unfair

1 – Usually unfair

0– Unfair

6. Was your performance in assignments discussed with you?

4 – Every time

3 – Usually

2 – Occasionally/Sometimes

1 – Rarely

0– Never

## ANNA ADARSH COLLEGE FOR WOMEN- STUDENT SATISFACTION SURVEY

---

7. The institute takes active interest in promoting internship, student exchange, field visit opportunities for students.

- 4 – Regularly
- 3 – Often
- 2 – Sometimes
- 1 – Rarely
- 0– Never

8. The teaching and mentoring process in your institution facilitates you in cognitive, social and emotional growth.

- 4 – Significantly
- 3 – Very well
- 2 – Moderately
- 1 – Marginally
- 0– Not at all

9. The institution provides multiple opportunities to learn and grow.

- 4 – Strongly agree
- 3 – Agree
- 2 – Neutral
- 1 – Disagree
- 0– Strongly disagree

10. Teachers inform you about your expected competencies, course outcomes and programme outcomes.

- 4 – Every time
- 3 – Usually
- 2– Occasionally/Sometimes
- 1 – Rarely
- 0– Never

11. Your mentor does a necessary follow-up with an assigned task to you.

- 4 – Every time
- 3 – Usually
- 2 – Occasionally/Sometimes
- 1 – Rarely
- 0 – I don't have a mentor

12. The teachers illustrate the concepts through examples and applications.

- 4 – Every time
- 3 – Usually
- 2 – Occasionally/Sometimes
- 1– Rarely
- 0 – Never

## ANNA ADARSH COLLEGE FOR WOMEN- STUDENT SATISFACTION SURVEY

---

13. The teachers identify your strengths and encourage you with providing right level of challenges.

- 4 – Fully
- 3 – Reasonably
- 2 – Partially
- 1 – Slightly
- 0– Unable to

14. Teachers are able to identify your weaknesses and help you to overcome them.

- 4 – Every time
- 3 – Usually
- 2 – Occasionally/Sometimes
- 1 – Rarely
- 0 – Never

15. The institution makes effort to engage students in the monitoring, review and continuous quality improvement of the teaching learning process.

- 4 – Strongly agree
- 3 – Agree
- 2 – Neutral
- 1 – Disagree
- 0 – Strongly disagree

16. The institute/ teachers use student centric methods, such as experiential learning, participative learning and problem solving methodologies for enhancing learning experiences.

- 4 – To a great extent
- 3 – Moderate
- 2 – Some what
- 1 – Very little
- 0 – Not at all

17. Teachers encourage you to participate in extracurricular activities.

- 4 – Strongly agree
- 3 – Agree
- 2 – Neutral
- 1 – Disagree
- 0 – Strongly disagree

18. Efforts are made by the institute/ teachers to inculcate soft skills, life skills and employability skills to make you ready for the world of work.

- 4 – To a great extent
- 3 – Moderate
- 2 – Some what
- 1 – Very little
- 0 – Not at all

## ANNA ADARSH COLLEGE FOR WOMEN- STUDENT SATISFACTION SURVEY

---

19. What percentage of teachers use ICT tools such as LCD projector, Multimedia, etc. while teaching.

4 – Above 90%

3 – 70 – 89%

2 – 50 – 69%

1 – 30 – 49%

0 – Below 29%

20. The overall quality of teaching-learning process in your institute is very good.

4 –Strongly agree

3 – Agree

2 – Neutral

1 – Disagree

0 – Strongly disagree

21. Give three observation / suggestions to improve the overall teaching – learning experience in your institution.

a)

b)

c)