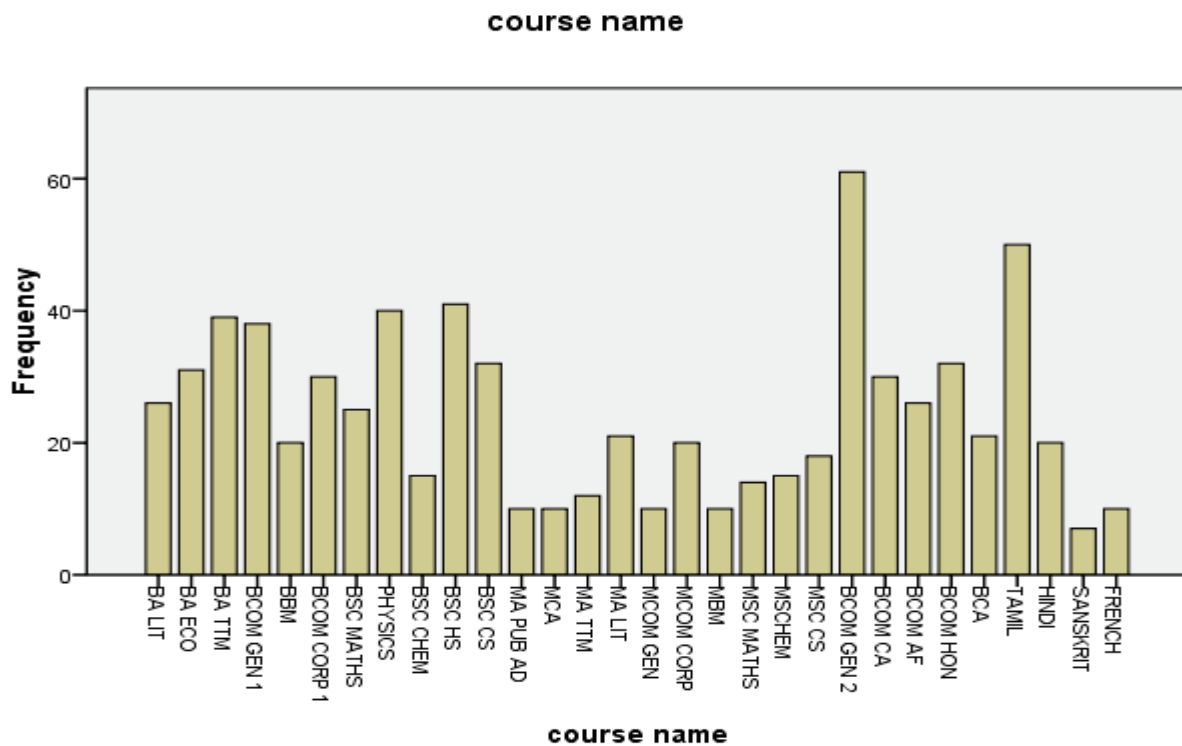


ANNA ADARSH COLLEGE FOR WOMEN- STUDENT SATISFACTION SURVEY

BCOM HON	32	4.4	4.4	85.3
BCA	21	2.9	2.9	88.1
TAMIL	50	6.8	6.8	95.0
HINDI	20	2.7	2.7	97.7
SANSKRIT	7	1.0	1.0	98.6
FRENCH	10	1.4	1.4	100.0
Total	734	100.0	100.0	

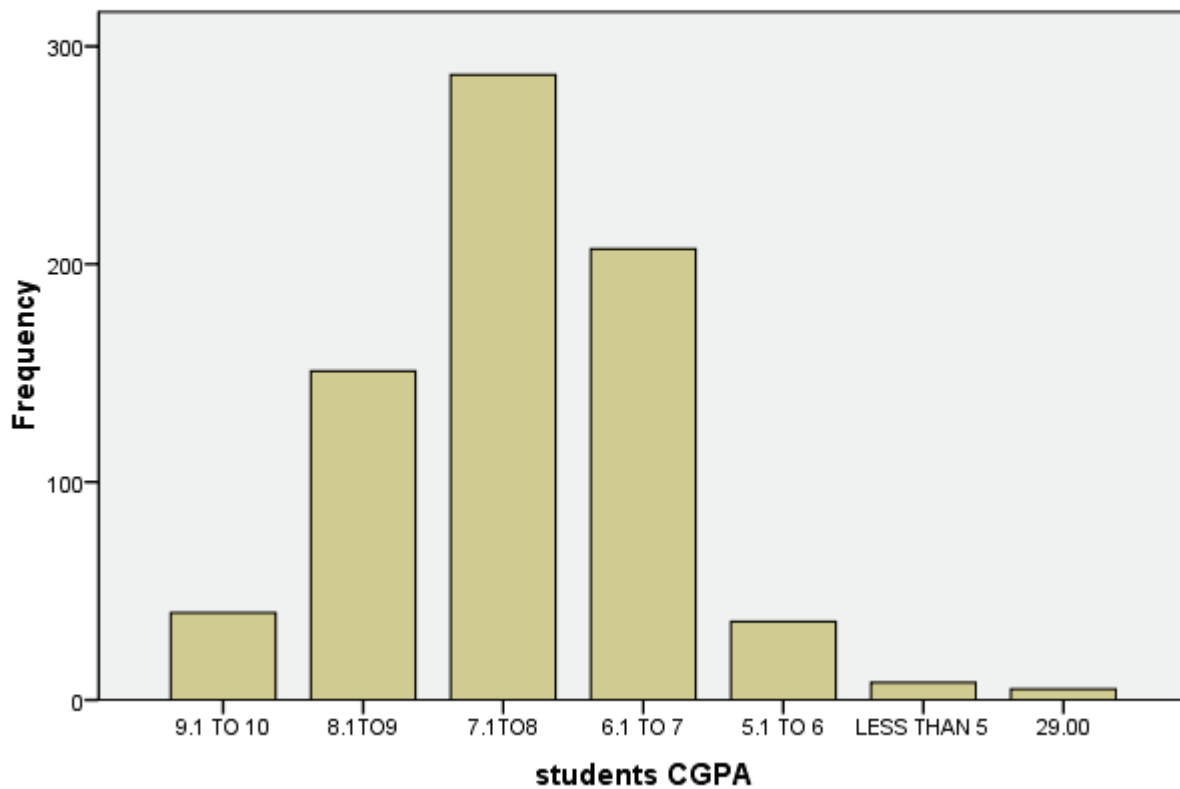


ANNA ADARSH COLLEGE FOR WOMEN- STUDENT SATISFACTION SURVEY

students CGPA

		Frequency	Percent	Valid Percent	Cumulative Percent
Valid	9.1 TO 10	40	5.4	5.4	5.4
	8.1 TO 9	151	20.6	20.6	26.0
	7.1 TO 8	287	39.1	39.1	65.1
	6.1 TO 7	207	28.2	28.2	93.3
	5.1 TO 6	36	4.9	4.9	98.2
	LESS THAN 5	8	1.1	1.1	99.3
	29	5	.7	.7	100.0
	Total	734	100.0	100.0	

students CGPA

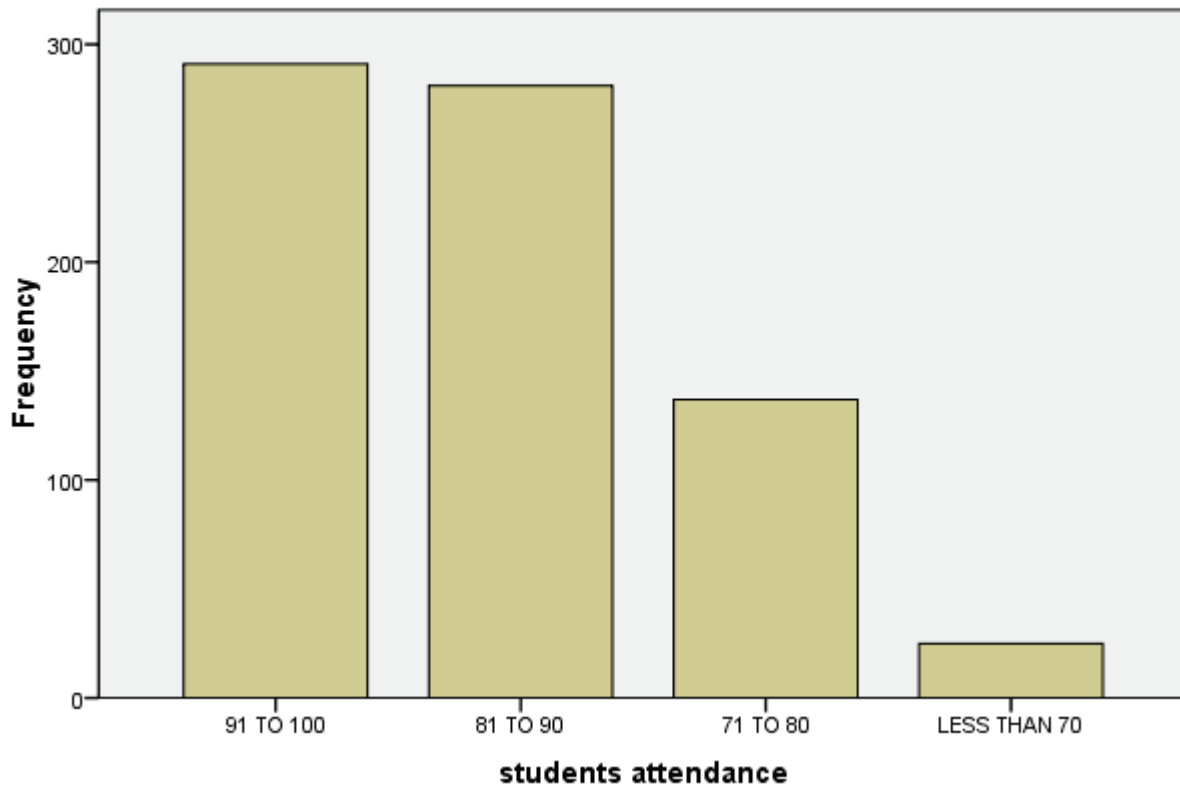


ANNA ADARSH COLLEGE FOR WOMEN- STUDENT SATISFACTION SURVEY

students attendance

	Frequency	Percent	Valid Percent	Cumulative Percent
Valid 91 TO 100	291	39.6	39.6	39.6
81 TO 90	281	38.3	38.3	77.9
71 TO 80	137	18.7	18.7	96.6
LESS THAN 70	25	3.4	3.4	100.0
Total	734	100.0	100.0	

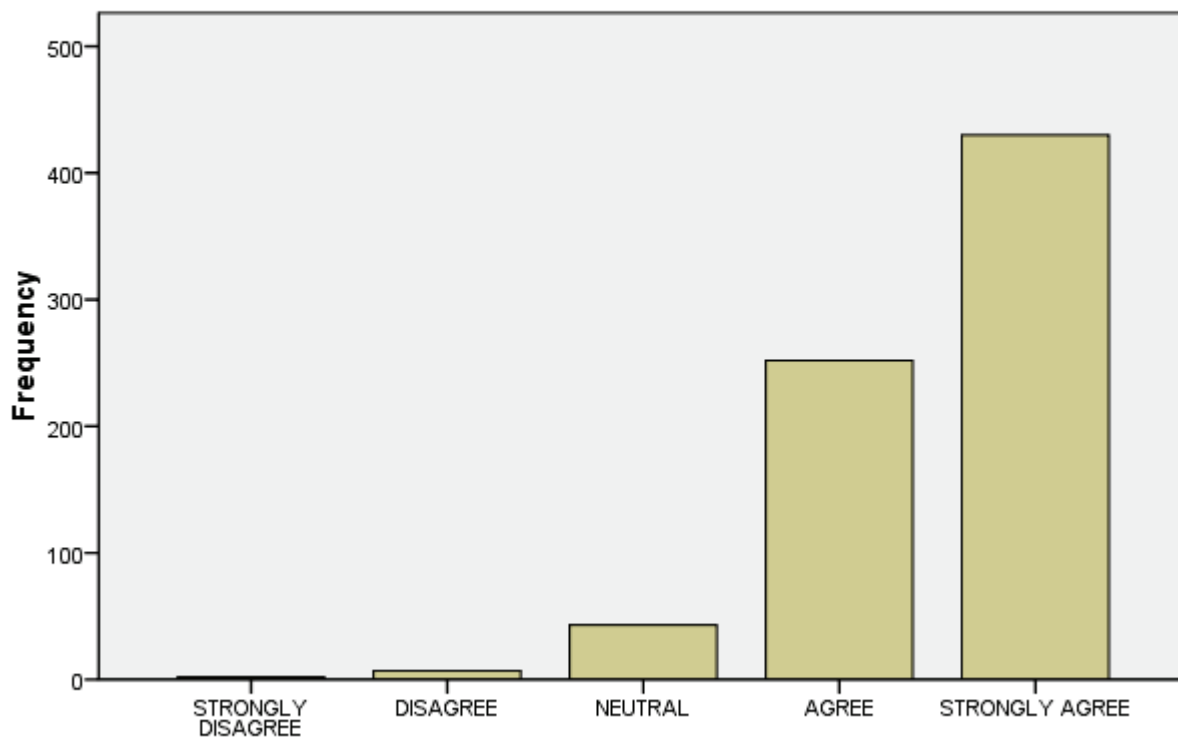
students attendance



Teachers are able to explain the concepts clearly

	Frequency	Percent	Valid Percent	Cumulative Percent
Valid STRONGLY DISAGREE	2	.3	.3	.3
DISAGREE	7	1.0	1.0	1.2
NEUTRAL	43	5.9	5.9	7.1
AGREE	252	34.3	34.3	41.4
STRONGLY AGREE	430	58.6	58.6	100.0
Total	734	100.0	100.0	

Teachers are able to explain the concepts clearly

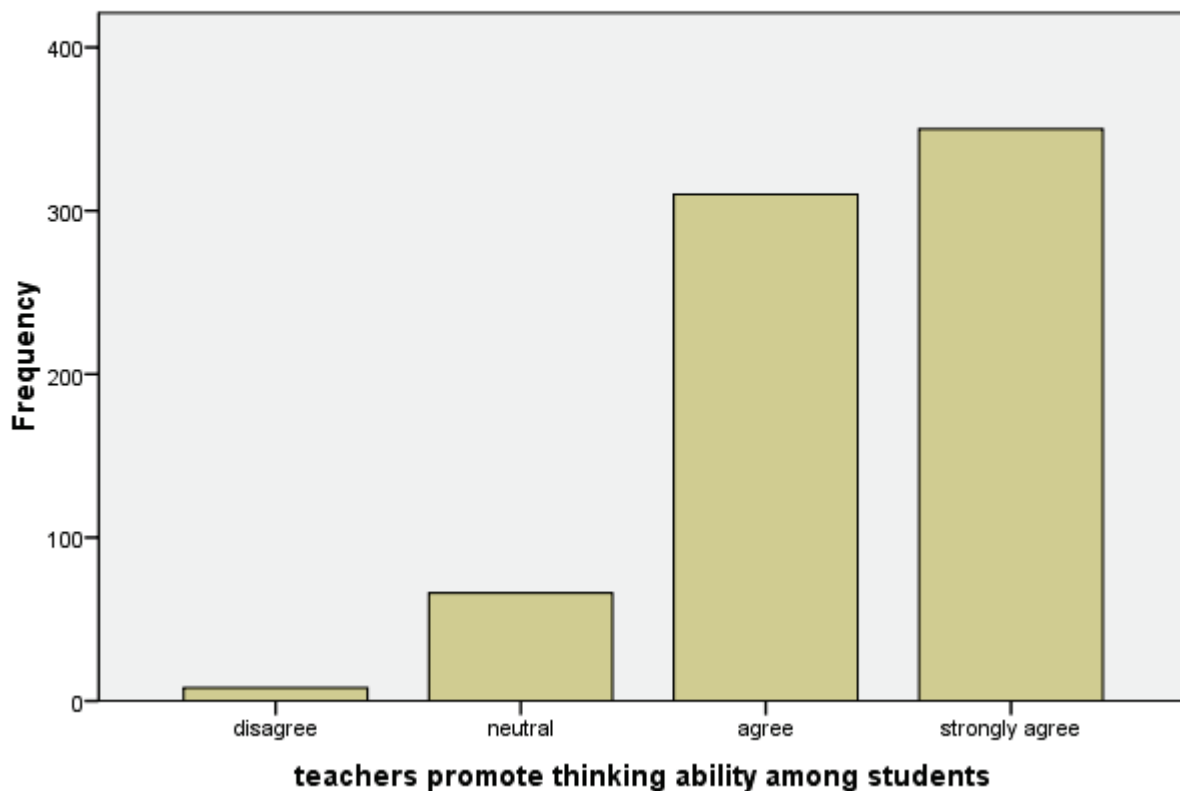


Teachers are able to explain the concepts clearly

teachers promote thinking ability among students

	Frequency	Percent	Valid Percent	Cumulative Percent
Valid disagree	8	1.1	1.1	1.1
neutral	66	9.0	9.0	10.1
agree	310	42.2	42.2	52.3
strongly agree	350	47.7	47.7	100.0
Total	734	100.0	100.0	

teachers promote thinking ability among students

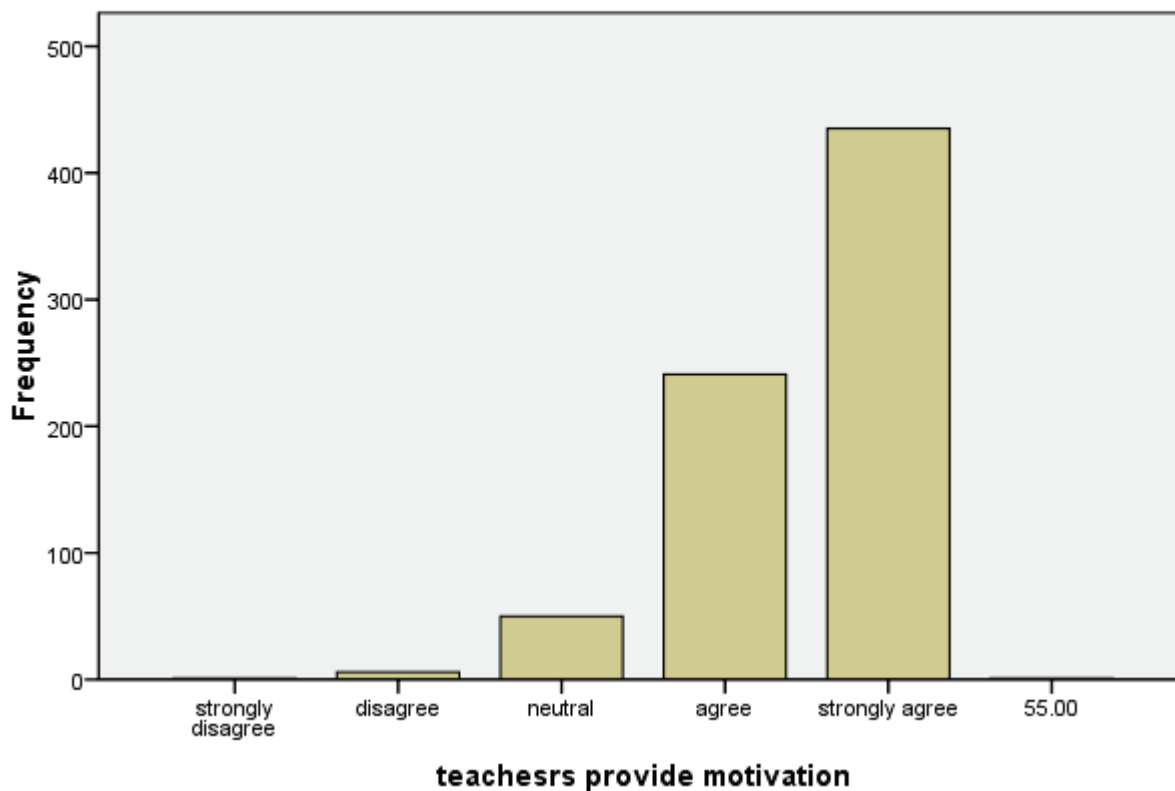


ANNA ADARSH COLLEGE FOR WOMEN- STUDENT SATISFACTION SURVEY

teachers provide motivation

		Frequency	Percent	Valid Percent	Cumulative Percent
Valid	strongly disagree	1	.1	.1	.1
	disagree	6	.8	.8	1.0
	neutral	50	6.8	6.8	7.8
	agree	241	32.8	32.8	40.6
	strongly agree	435	59.3	59.3	99.9
	55	1	.1	.1	100.0
	Total	734	100.0	100.0	

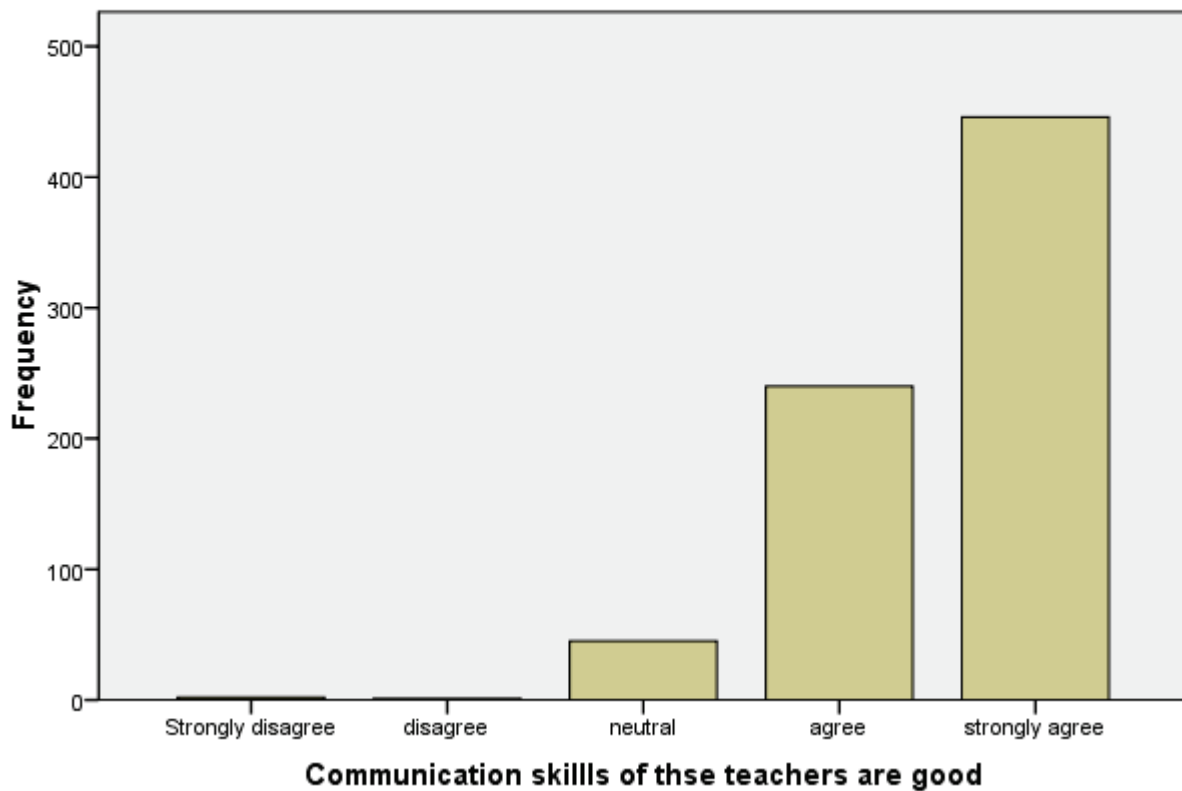
teachers provide motivation



Communication skills of these teachers are good

	Frequency	Percent	Valid Percent	Cumulative Percent
Valid Strongly disagree	2	.3	.3	.3
disagree	1	.1	.1	.4
neutral	45	6.1	6.1	6.5
agree	240	32.7	32.7	39.2
strongly agree	446	60.8	60.8	100.0
Total	734	100.0	100.0	

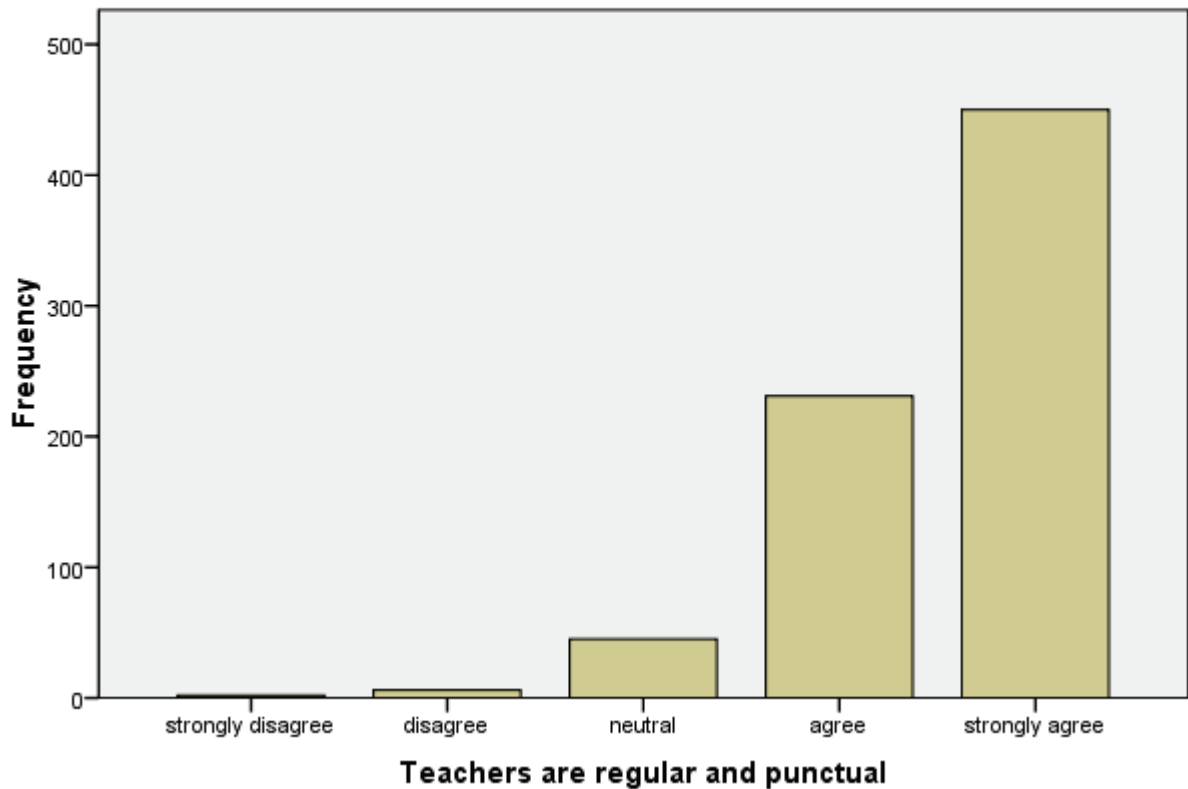
Communication skills of these teachers are good



Teachers are regular and punctual

	Frequency	Percent	Valid Percent	Cumulative Percent
Valid strongly disagree	2	.3	.3	.3
disagree	6	.8	.8	1.1
neutral	45	6.1	6.1	7.2
agree	231	31.5	31.5	38.7
strongly agree	450	61.3	61.3	100.0
Total	734	100.0	100.0	

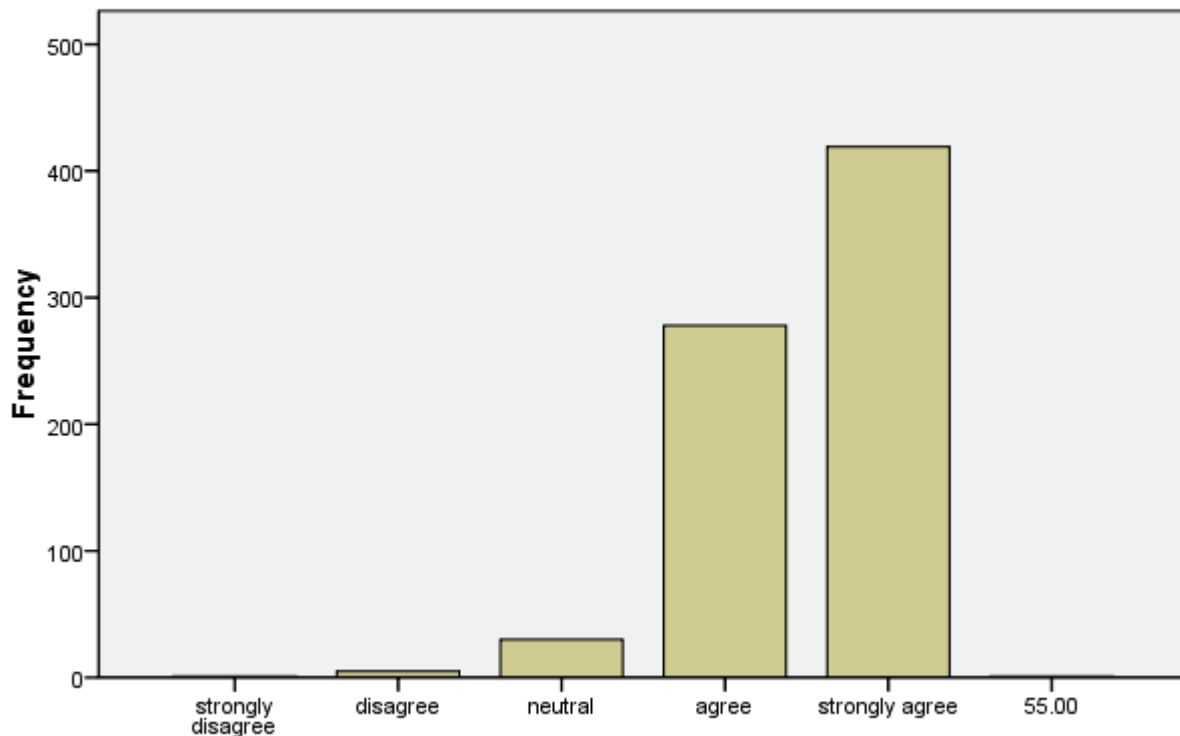
Teachers are regular and punctual



subject knowledge of the teachers is adequate

	Frequency	Percent	Valid Percent	Cumulative Percent
Valid strongly disagree	1	.1	.1	.1
disagree	5	.7	.7	.8
neutral	30	4.1	4.1	4.9
agree	278	37.9	37.9	42.8
strongly agree	419	57.1	57.1	99.9
55	1	.1	.1	100.0
Total	734	100.0	100.0	

subject knowledge of the teachers is adequate

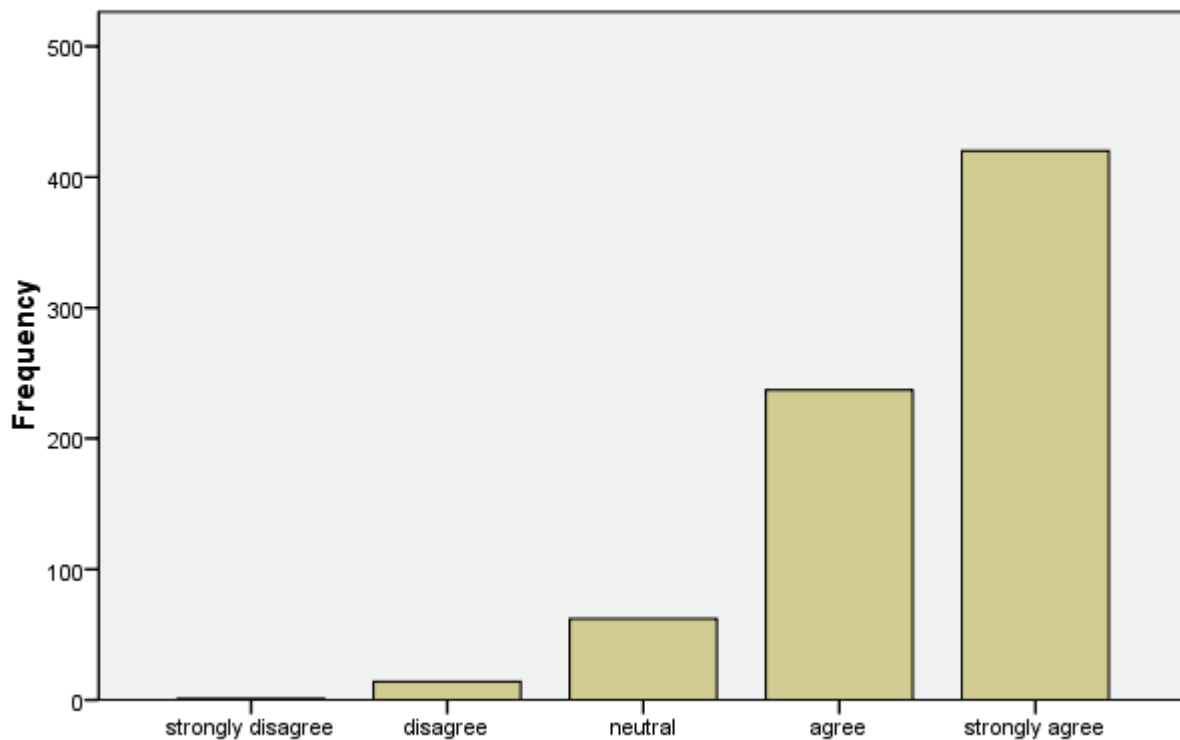


subject knowledge of the teachers is adequate

The syllabus is fully covered and completed on time

	Frequency	Percent	Valid Percent	Cumulative Percent
Valid strongly disagree	1	.1	.1	.1
disagree	14	1.9	1.9	2.0
neutral	62	8.4	8.4	10.5
agree	237	32.3	32.3	42.8
strongly agree	420	57.2	57.2	100.0
Total	734	100.0	100.0	

The syllabus is fully covered and completed on time

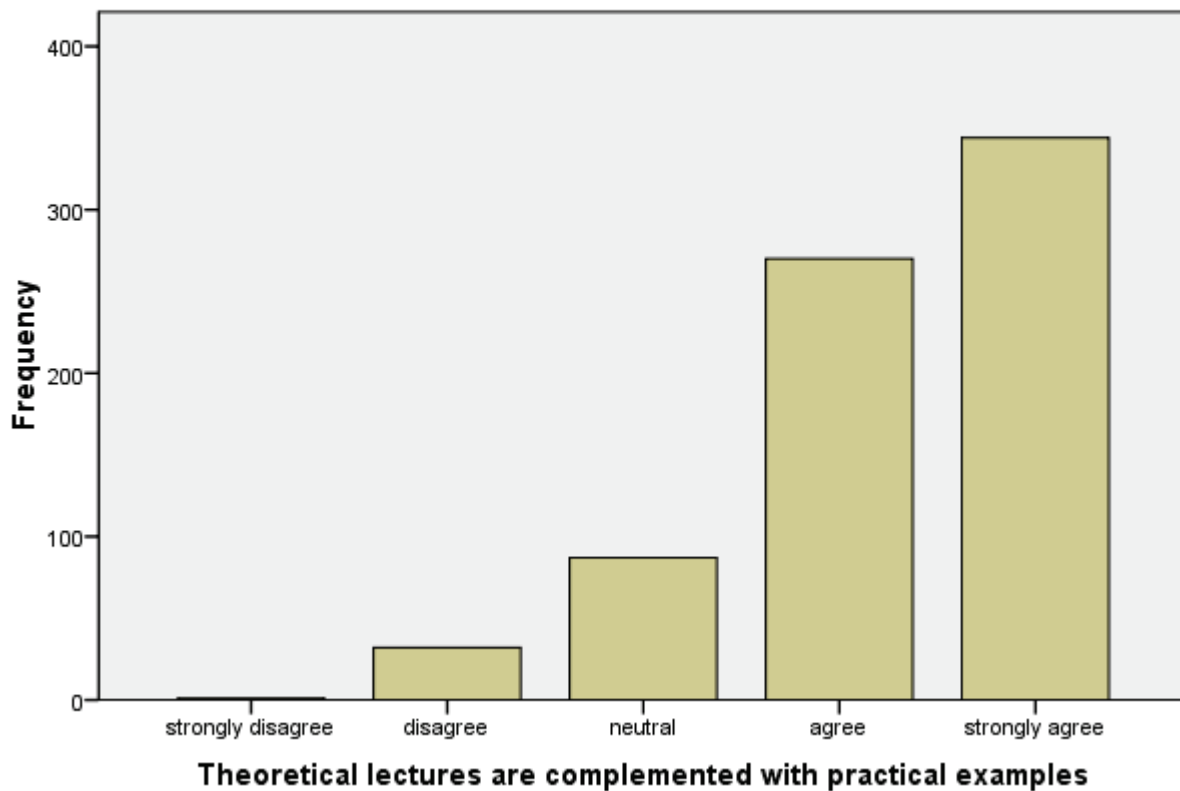


The syllabus is fully covered and completed on time

Theoretical lectures are complemented with practical examples

	Frequency	Percent	Valid Percent	Cumulative Percent
Valid strongly disagree	1	.1	.1	.1
disagree	32	4.4	4.4	4.5
neutral	87	11.9	11.9	16.3
agree	270	36.8	36.8	53.1
strongly agree	344	46.9	46.9	100.0
Total	734	100.0	100.0	

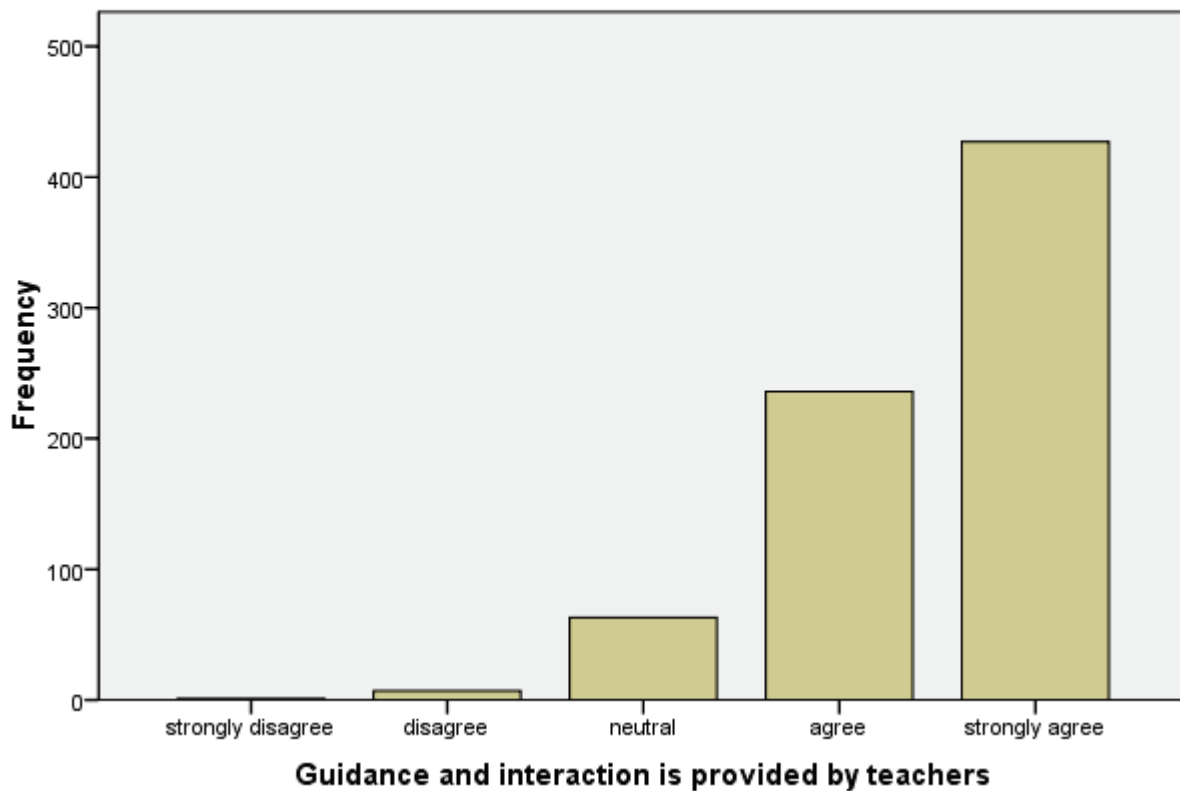
Theoretical lectures are complemented with practical examples



Guidance and interaction is provided by teachers

	Frequency	Percent	Valid Percent	Cumulative Percent
Valid strongly disagree	1	.1	.1	.1
disagree	7	1.0	1.0	1.1
neutral	63	8.6	8.6	9.7
agree	236	32.2	32.2	41.8
strongly agree	427	58.2	58.2	100.0
Total	734	100.0	100.0	

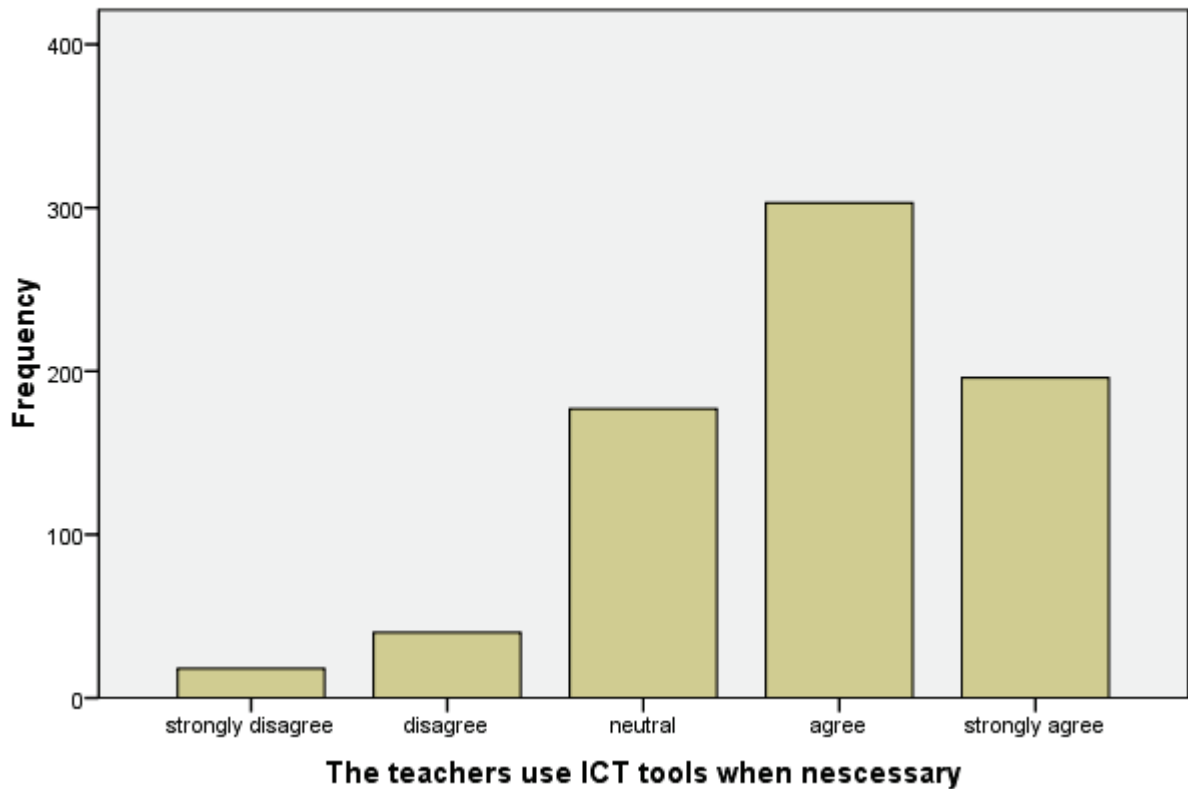
Guidance and interaction is provided by teachers



The teachers use ICT tools when necessary

	Frequency	Percent	Valid Percent	Cumulative Percent
Valid strongly disagree	18	2.5	2.5	2.5
disagree	40	5.4	5.4	7.9
neutral	177	24.1	24.1	32.0
agree	303	41.3	41.3	73.3
strongly agree	196	26.7	26.7	100.0
Total	734	100.0	100.0	

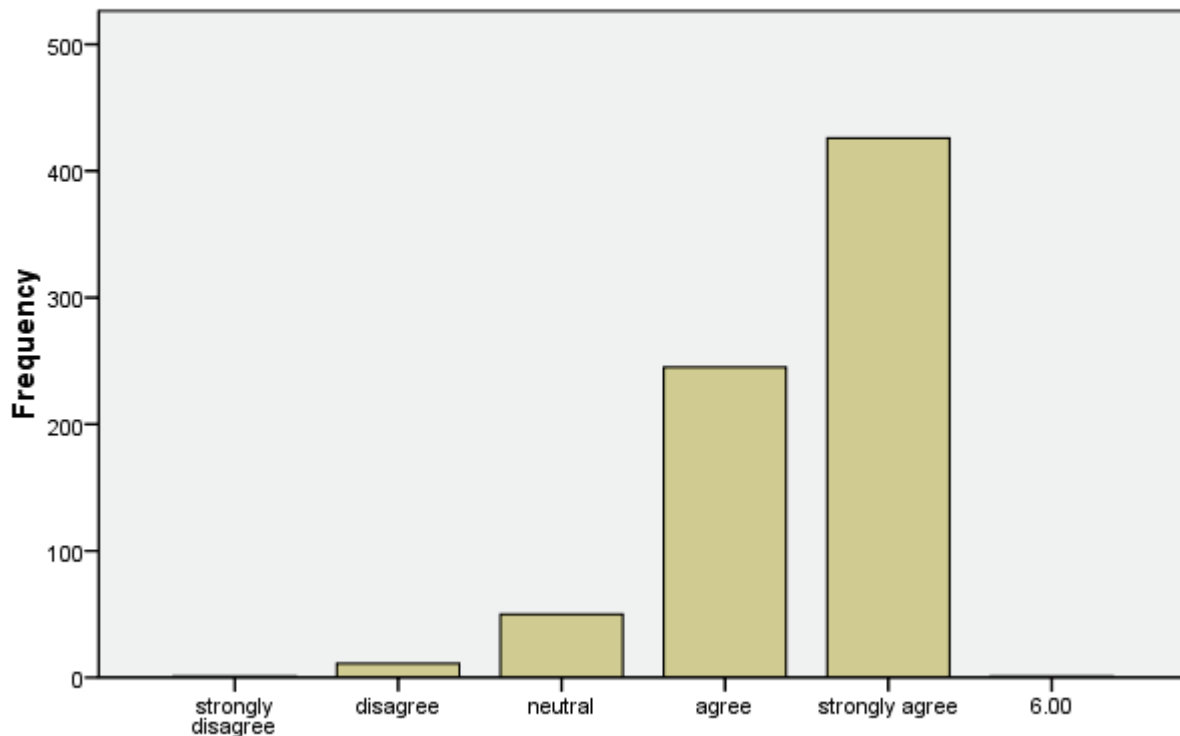
The teachers use ICT tools when necessary



The overall performance of the teachers is good

	Frequency	Percent	Valid Percent	Cumulative Percent
Valid strongly disagree	1	.1	.1	.1
disagree	11	1.5	1.5	1.6
neutral	50	6.8	6.8	8.4
agree	245	33.4	33.4	41.8
strongly agree	426	58.0	58.0	99.9
6	1	.1	.1	100.0
Total	734	100.0	100.0	

The overall performance of the teachers is good



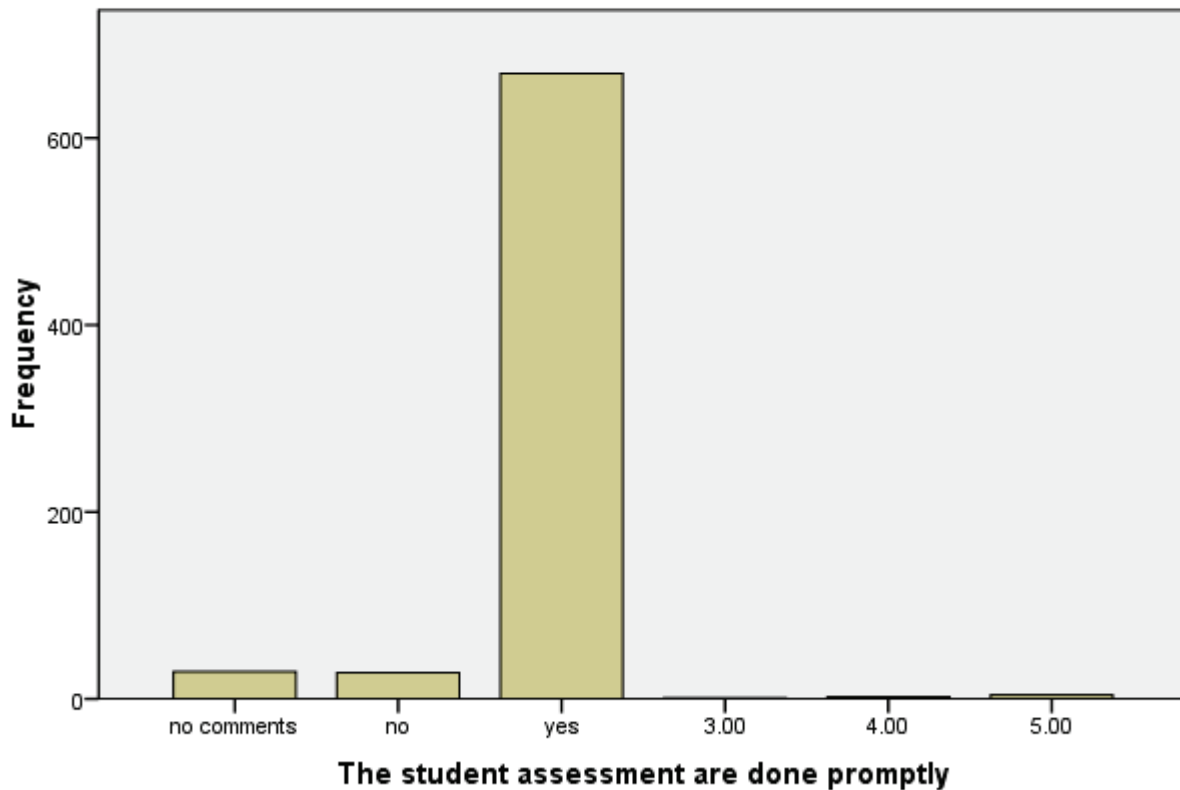
The overall performance of the teachers is good

ANNA ADARSH COLLEGE FOR WOMEN- STUDENT SATISFACTION SURVEY

The student assessment are done promptly

		Frequency	Percent	Valid Percent	Cumulative Percent
Valid	no comments	29	4.0	4.0	4.0
	no	28	3.8	3.8	7.8
	yes	669	91.1	91.3	99.0
	3	1	.1	.1	99.2
	4	2	.3	.3	99.5
	5	4	.5	.5	100.0
	Total	733	99.9	100.0	
Missing	System	1	.1		
Total		734	100.0		

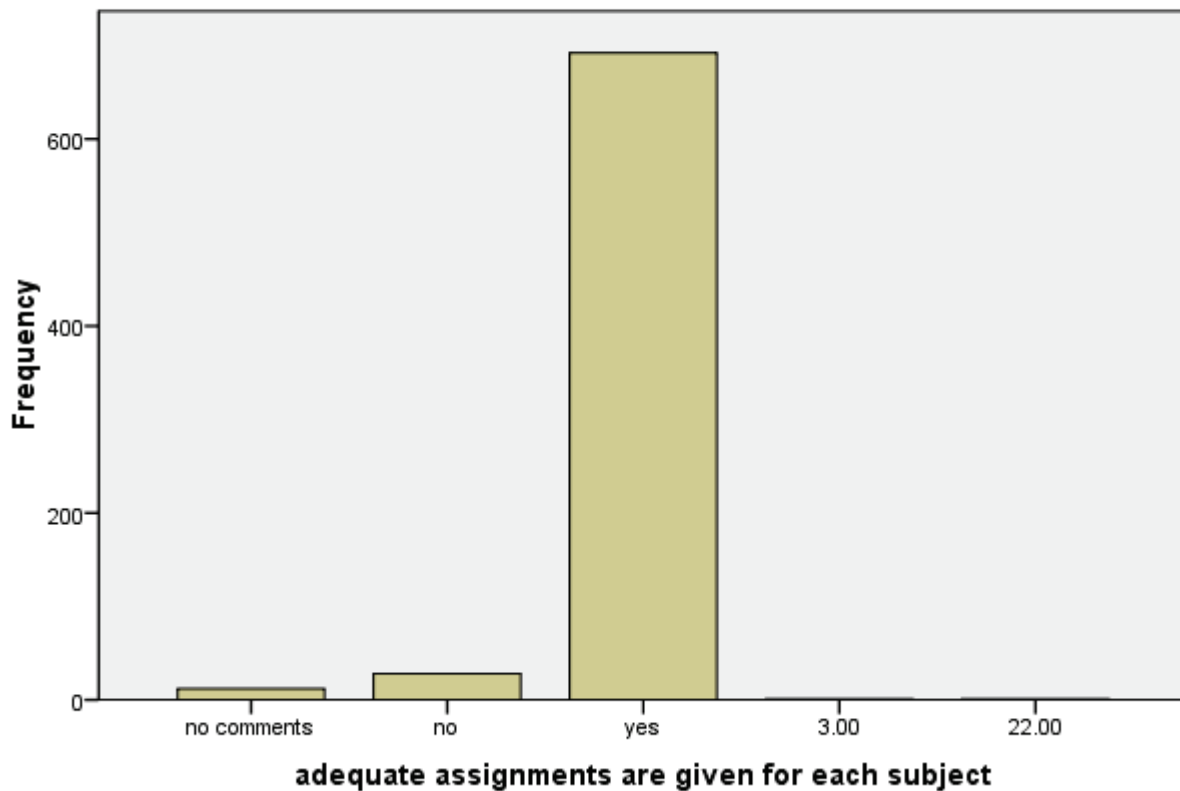
The student assessment are done promptly



adequate assignments are given for each subject

	Frequency	Percent	Valid Percent	Cumulative Percent
Valid no comments	12	1.6	1.6	1.6
no	28	3.8	3.8	5.4
yes	692	94.3	94.3	99.7
3	1	.1	.1	99.9
22	1	.1	.1	100.0
Total	734	100.0	100.0	

adequate assignments are given for each subject

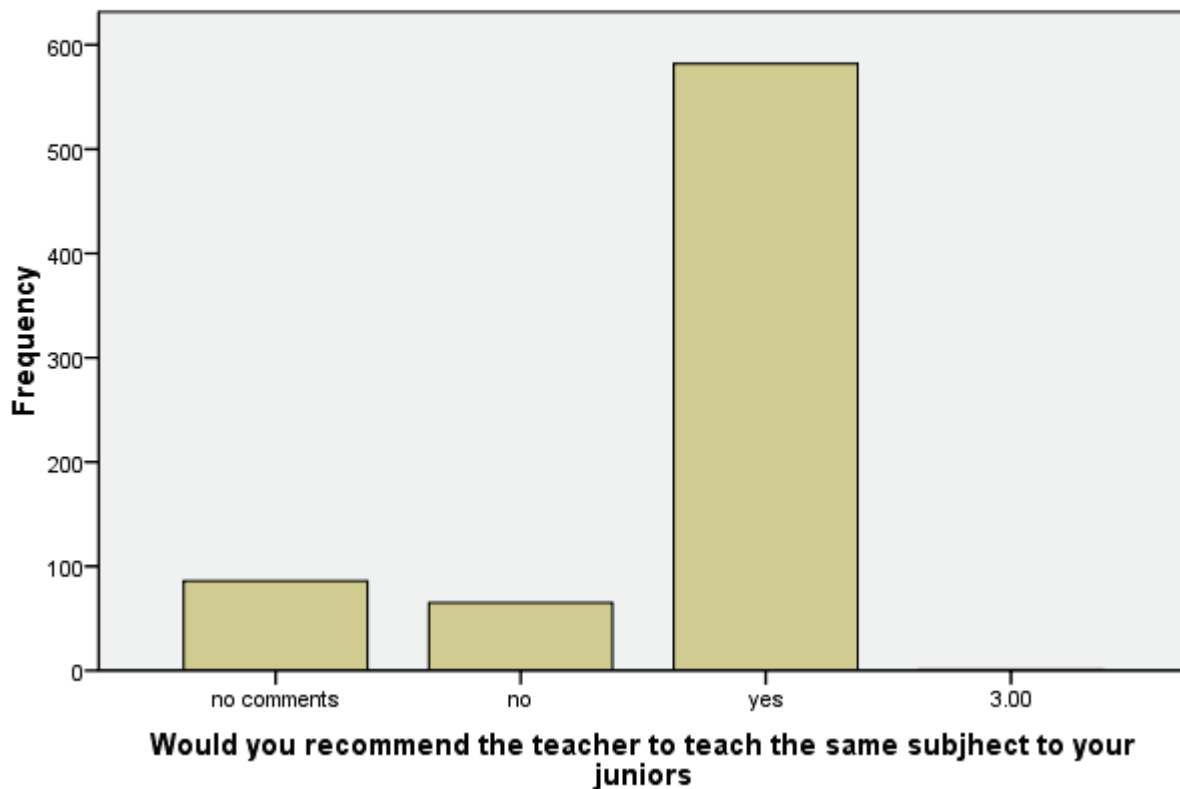


ANNA ADARSH COLLEGE FOR WOMEN- STUDENT SATISFACTION SURVEY

Would you recommend the teacher to teach the same subject to your juniors

		Frequency	Percent	Valid Percent	Cumulative Percent
Valid	no comments	86	11.7	11.7	11.7
	no	65	8.9	8.9	20.6
	yes	582	79.3	79.3	99.9
	3	1	.1	.1	100.0
	Total	734	100.0	100.0	

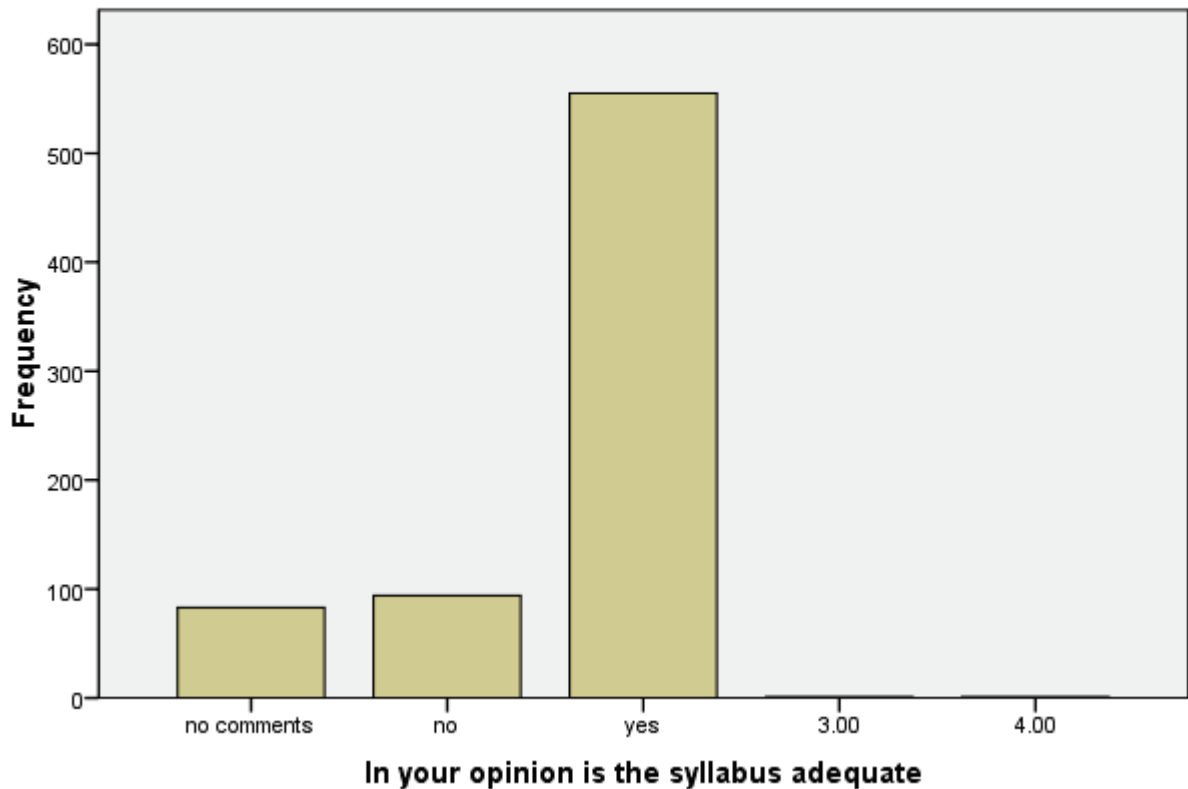
Would you recommend the teacher to teach the same subject to your juniors



In your opinion is the syllabus adequate

		Frequency	Percent	Valid Percent	Cumulative Percent
Valid	no comments	83	11.3	11.3	11.3
	no	94	12.8	12.8	24.1
	yes	555	75.6	75.6	99.7
	3	1	.1	.1	99.9
	4	1	.1	.1	100.0
	Total	734	100.0	100.0	

In your opinion is the syllabus adequate

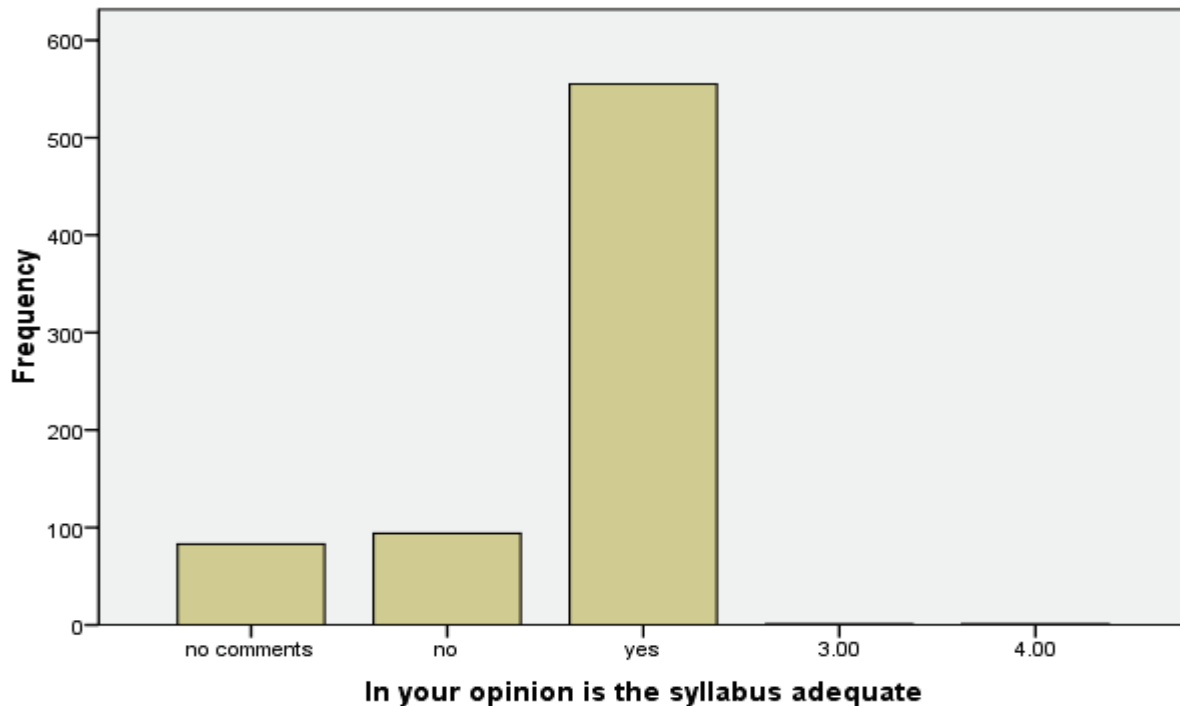


Suggestions

ANNA ADARSH COLLEGE FOR WOMEN- STUDENT SATISFACTION SURVEY

	Frequency	Percent	Valid Percent	Cumulative Percent
Valid make the curriculum contemporary	96	13.1	13.1	13.1
enrichment of curriculum	121	16.5	16.5	29.6
practical classes to be increased	101	13.8	13.8	43.3
more projects, assignments	94	12.8	12.8	56.1
industry linked subjects	63	8.6	8.6	64.7
smart classrooms	65	8.9	8.9	73.6
revamping of library	32	4.4	4.4	77.9
e.resources	45	6.1	6.1	84.1
other suggestions	117	15.9	15.9	100.0
Total	734	100.0	100.0	

In your opinion is the syllabus adequate



Summary

The student satisfaction survey indicates that the Institution is actively involved in the holistic development of the students helping them both academically and professionally by offering them ample prospects through internship, student exchange and field visits, thus providing them with multiple practical learning opportunities. The student prerequisites for every course and program is thoroughly explained along with the resultant outcome of the course and the degree. The teachers meticulously prepare for the class and the prescribed syllabus is flawlessly explained through illustrations, examples and also through the use of enhanced ICT tools such as LCD projector, multimedia and so on. The teachers conduct continuous internal assessment in a fair manner and monitor the progress of the students by discussing about the students' performance in a friendly and approachable way, thereby enabling the students to identify their strength and weakness even as they are working towards achieving their goals. The students are encouraged to take part in experiential learning, participative learning and introduced to problem solving methodologies for enhanced learning experience. By encouraging the students to actively participate in extracurricular activities the institution inculcates softskills, life skills and employability skills to achieve their professional goals.

Suggestions from Feedback

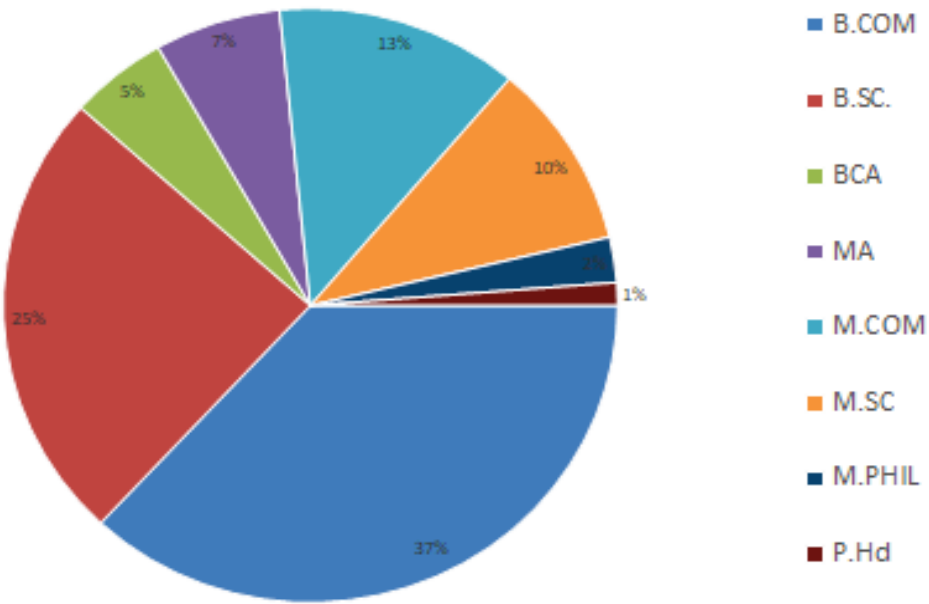
Suggestions are made that teaching could be more practical oriented and more ICT tools could be used as effective teaching methodology. Students require more e-resources, books and e-journals for wider learning and research purposes. The syllabus could be more up to date and professional oriented.

Actions Taken Report

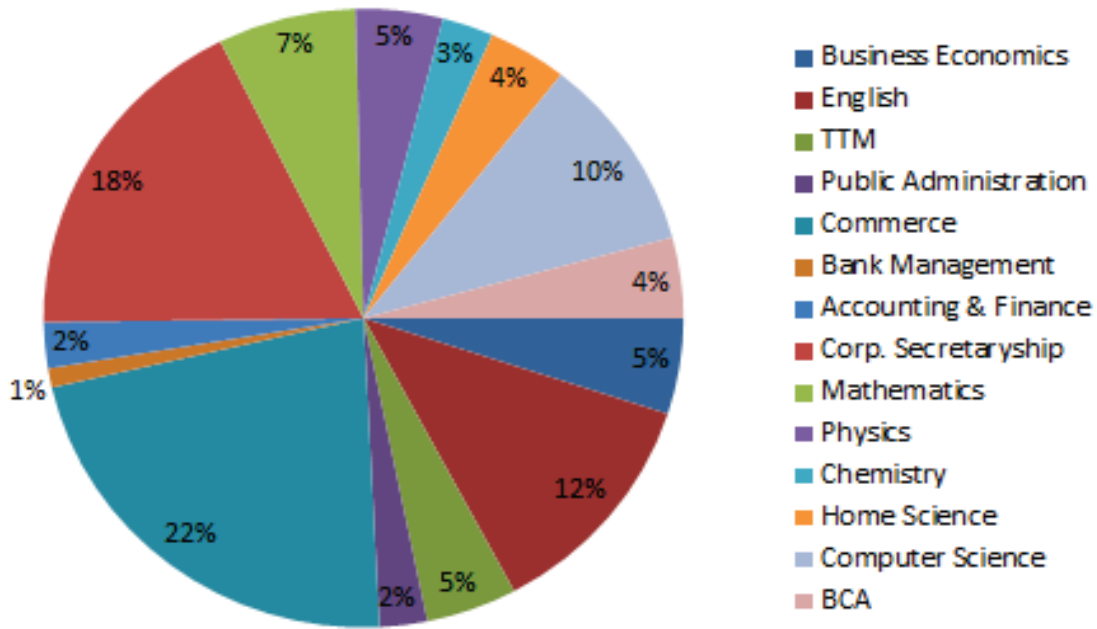
Various practical initiatives are being taken by the teachers to include more hands on training through project and field work. The teachers also use more ICT tools like online videos and other learning platforms to enable the enhanced learning of the students. Increased e-resources, books and e-journal facilities have been created in the library so that they could have increased access to e-resources through N-list and other academic websites. The various senior faculty members serving as members of Board of Studies are encouraged to revamp the syllabus reflecting the current trends and expectation of the students.

ANALYSIS OF PARENTS' FEEDBACK 2018-19

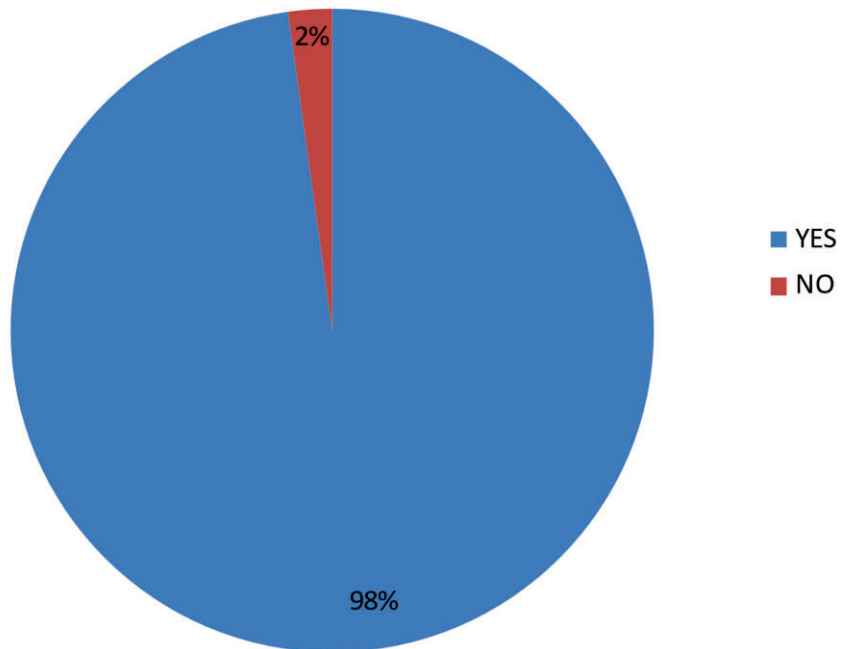
COURSE
500 Responses



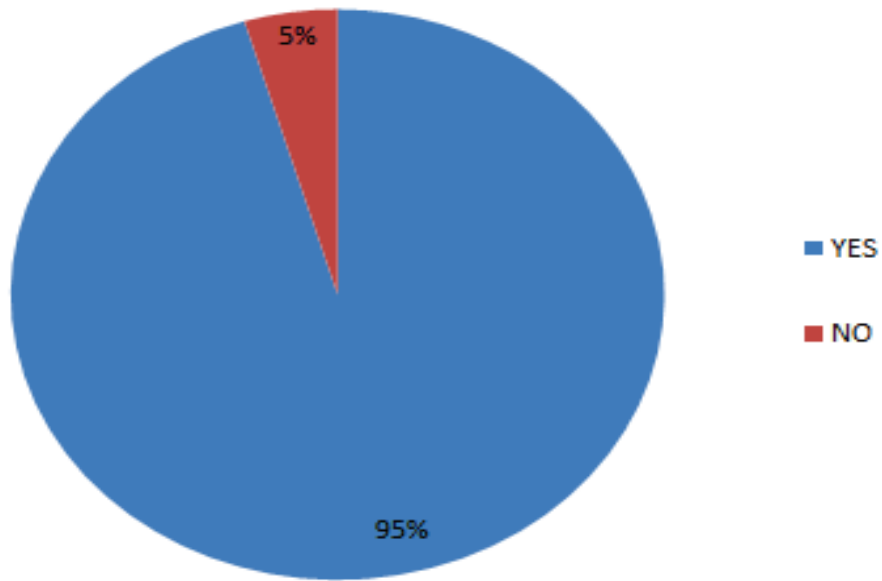
STREAM



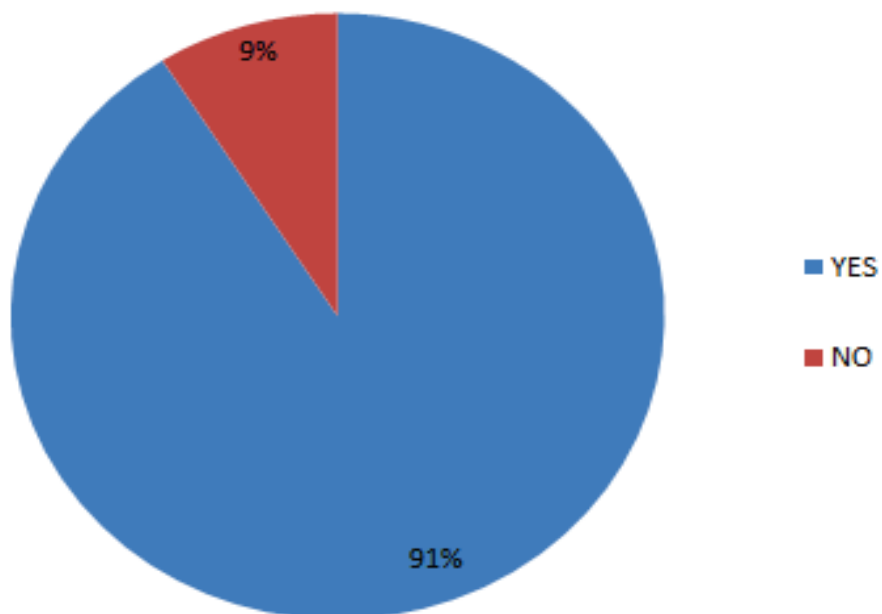
ARE YOU AWARE OF YOUR WARDS ACADEMIC PERFORMANCE ? *



ARE YOU AWARE OF THE INTERNAL TEST SCHEDULE AND THE MARKS OBTAINED BY YOUR WARDS?



DO YOU MONITOR YOUR WARDS ATTENDANCE IN COLLEGE?*



SUMMARY OF PARENTS FEEDBACK FORM

A survey was conducted with parents on various aspects of the college focusing on areas such as the quality of the education, learning experience in the campus, other facilities and amenities rendered by the college etc. Majority of the parents agreed that they could not have found a better institution for their wards and are satisfied with the physical security and safety of their wards on-campus. The parents are also aware of the schedule of various tests conducted by the college and the performance of their wards in such tests. Majority of the parents monitor their ward's attendance.

SUGGESTIONS:

- Parents suggested that class incharges must be approachable easily whenever need arises.
- Few parents suggested that teachers must regularly inform the parents about their wards' academic performance and attendance.

ACTION TAKEN:

- HODs and Class In charges are taking efforts to be more approachable and reachable to parents on a daily basis either before or after the classes.
- Regular PTA's are conducted for certain students whose performance and conduct requires special attention apart from scheduled PTA's.