


## ANALYSIS OF SSS 2017-18

**CGPA GRADE POINTS**

CGPA POINTS	FREQUENCY	PERCENT
8.1 TO 9	8	16.7
7.1 TO 8	32	66.7
6.1 TO 7	8	16.7
TOTAL	48	100.0

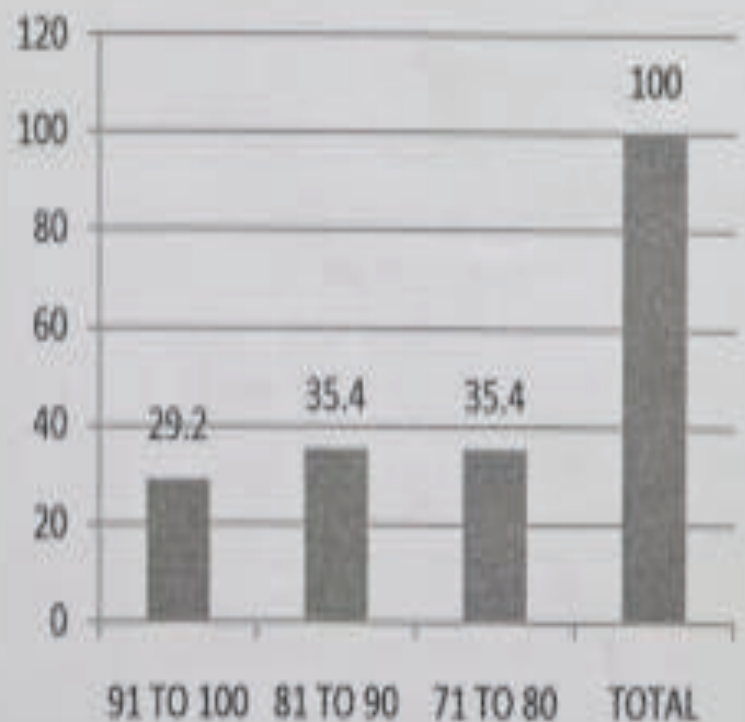
**CGPA GRADE POINTS**



**STUDENTS ATTENDANCE**

ATTENDANCE %	FREQUENCY	PERCENT
91 TO 100	14	29.2
81 TO 90	17	35.4
71 TO 80	17	35.4
TOTAL	48	100.0


**STUDENTS ATTENDANCE**



**THE SYLLABUS IS FULLY COVERED AND COMPLETED ON TIME**

GRADE POINTS	FREQUENCY	PERCENT
DISAGREE	4	8.3
NEUTRAL	6	12.5
AGREE	22	45.8
STRONGLY AGREE	16	33.3
TOTAL	48	100.0

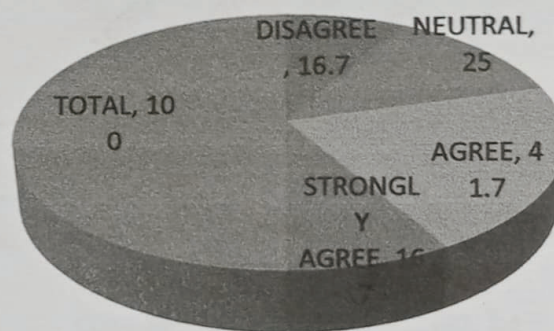
**THE SYLLABUS IS FULLY COVERED AND COMPLETED ON TIME**



**THEORETICAL LECTURES ARE COMPLEMENTED WITH PRACTICAL EXAMPLES**

GRADE POINTS	FREQUENCY	PERCENT
DISAGREE	8	16.7
NEUTRAL	12	25.0
AGREE	20	41.7
STRONGLY AGREE	8	16.7
TOTAL	48	100.0


**THEORETICAL LECTURES ARE COMPLEMENTED WITH PRACTICAL EXAMPLES**



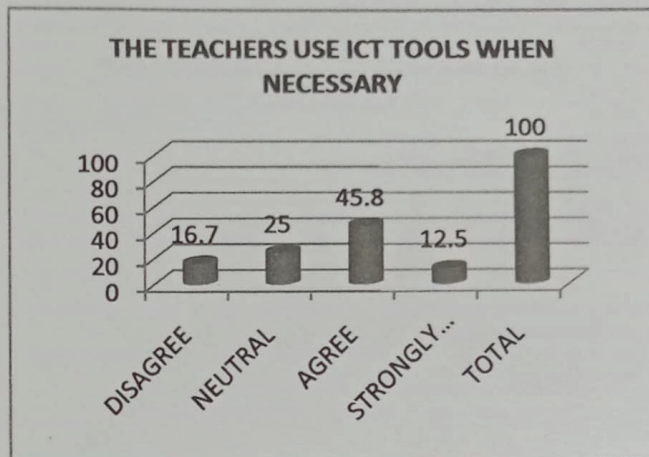
**GUIDANCE AND INTERACTION IS PROVIDED BY TEACHERS**

GRADE POINTS	FREQUENCY	VALID PERCENT
DISAGREE	2	4.2
NEUTRAL	9	18.8
AGREE	19	39.6
STRONGLY AGREE	18	37.5
TOTAL	48	100.0

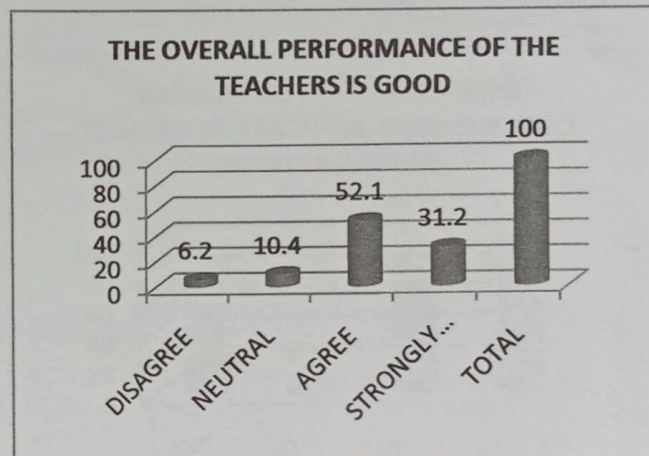
**GUIDANCE AND INTERACTION IS PROVIDED BY TEACHERS**



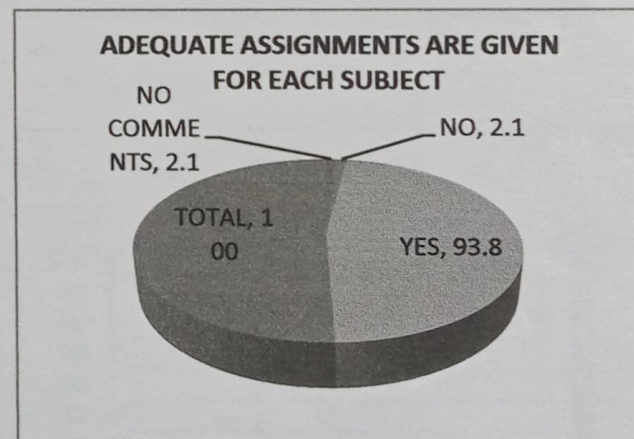
THE TEACHERS USE ICT TOOLS WHEN NECESSARY		
GRADE POINTS	FREQUENCY	PERCENT
DISAGREE	8	16.7
NEUTRAL	12	25.0
AGREE	22	45.8
STRONGLY AGREE	6	12.5
TOTAL	48	100.0



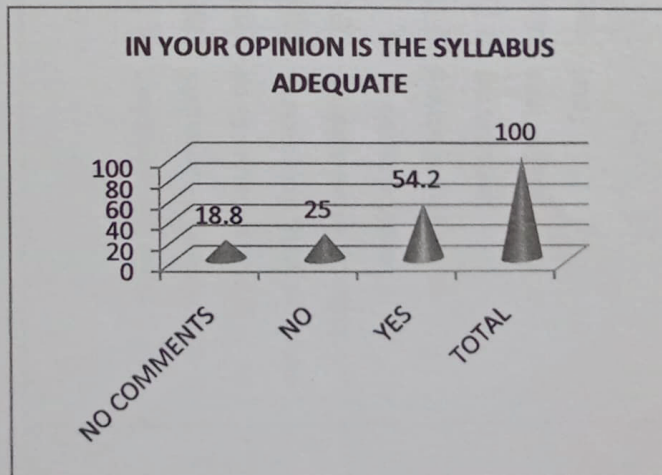
THE OVERALL PERFORMANCE OF THE TEACHERS IS GOOD		
GRADE POINTS	FREQUENCY	PERCENT
DISAGREE	3	6.2
NEUTRAL	5	10.4
AGREE	25	52.1
STRONGLY AGREE	15	31.2
TOTAL	48	100.0




ADEQUATE ASSIGNMENTS ARE GIVEN FOR EACH SUBJECT		
GRADE POINTS	FREQUENCY	PERCENT
NO COMMENTS	1	2.1
NO	1	2.1
YES	46	93.8
TOTAL	48	100.0



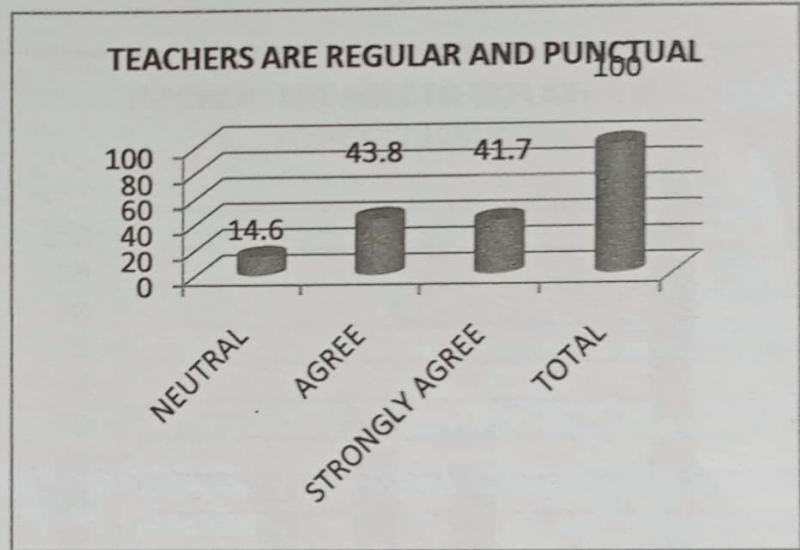
IN YOUR OPINION IS THE SYLLABUS ADEQUATE		
GRADE POINTS	FREQUENCY	PERCENT
NO COMMENTS	9	18.8
NO	12	25.0
YES	27	54.2
TOTAL	48	100.0




COMMUNICATION SKILLS OF THESE TEACHERS ARE GOOD		
GRADE POINTS	FREQUENCY	PERCENT
NEUTRAL	8	16.7
AGREE	13	27.1
STRONGLY AGREE	27	56.2
TOTAL	48	100.0



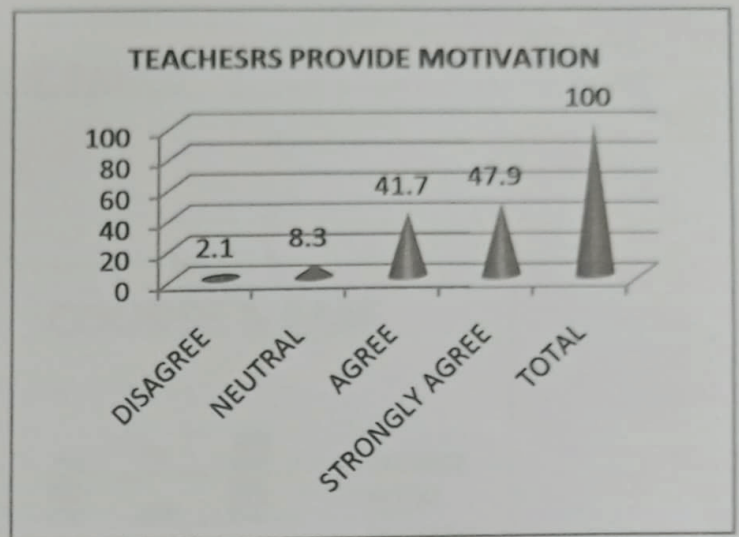
TEACHERS ARE REGULAR AND PUNCTUAL		
GRADE POINTS	FREQUENCY	PERCENT
NEUTRAL	7	14.6
AGREE	21	43.8
STRONGLY AGREE	20	41.7
TOTAL	48	100.0



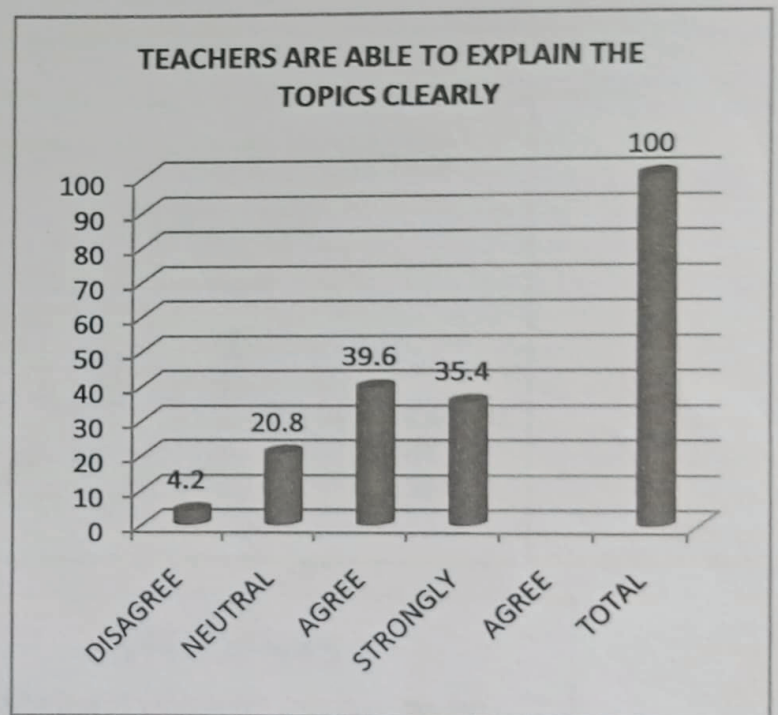
SUBJECT KNOWLEDGE OF THE TEACHERS IS ADEQUATE		
GRADE POINTS	FREQUENCY	PERCENT
DISAGREE	1	2.1
NEUTRAL	6	12.5
AGREE	20	41.7
STRONGLY AGREE	21	43.8
TOTAL	48	100.0



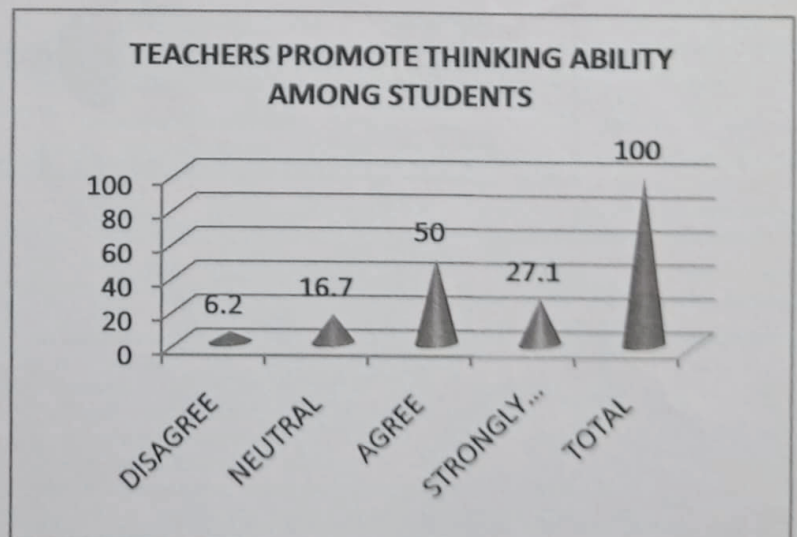
TEACHESRS PROVIDE MOTIVATION		
GRADE POINTS	FREQUENCY	PERCENT
DISAGREE	1	2.1
NEUTRAL	4	8.3
AGREE	20	41.7
STRONGLY AGREE	23	47.9
TOTAL	48	100.0



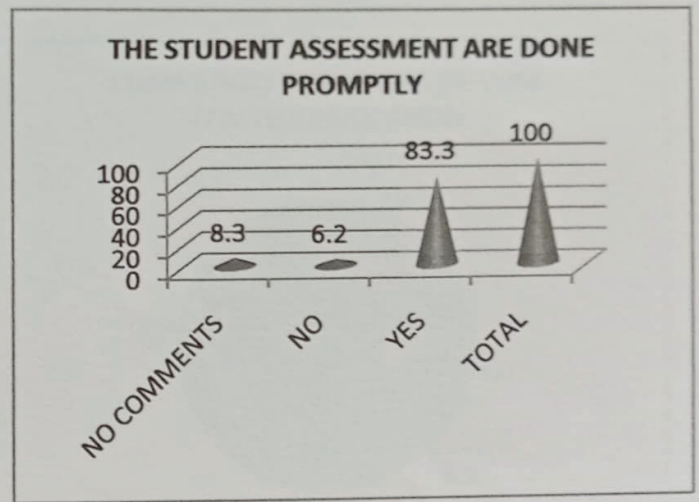
TEACHERS ARE ABLE TO EXPLAIN THE TOPICS CLEARLY		
GRADE POINTS	FREQUENCY	PERCENT
DISAGREE	2	4.2
NEUTRAL	10	20.8
AGREE	19	39.6
STRONGLY AGREE	17	35.4
TOTAL	48	100.0



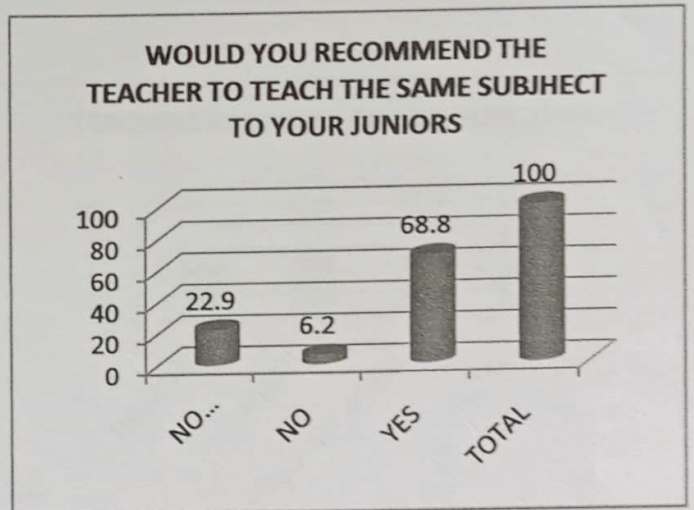
TEACHERS PROMOTE THINKING ABILITY AMONG STUDENTS		
GRADE POINTS	FREQUENCY	PERCENT
DISAGREE	3	6.2
NEUTRAL	8	16.7
AGREE	24	50.0
STRONGLY AGREE	13	27.1
TOTAL	48	100.0



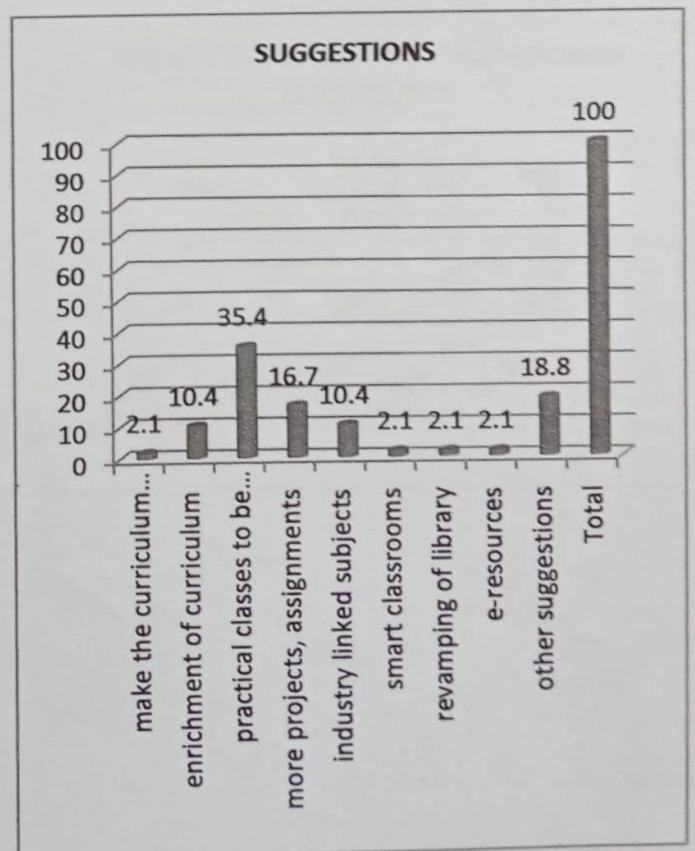
THE STUDENT ASSESSMENT ARE DONE PROMPTLY		
GRADE POINTS	FREQUENCY	PERCENT
NO COMMENTS	4	8.3
NO	3	6.2
YES	41	83.3
TOTAL	48	100.0



WOULD YOU RECOMMEND THE TEACHER TO TEACH THE SAME SUBJECT TO YOUR JUNIORS		
GRADE POINTS	FREQUENCY	PERCENT
NO COMMENTS	11	22.9
NO	3	6.2
YES	34	68.8
TOTAL	48	100.0



SUGGESTIONS		
suggestions	Frequency	Percent
make the curriculum contemporary	1	2.1
enrichment of curriculum	5	10.4
practical classes to be increased	17	35.4
more projects, assignments	8	16.7
industry linked subjects	5	10.4
smart classrooms	1	2.1
revamping of library	1	2.1
e-resources	1	2.1
other suggestions	9	18.8
Total	48	100.0



## **Summary**

Most of the students felt that teachers motivated them adequately, explained the topic clearly, completed the syllabus on time, improved their thinking abilities, and provided guidance. They also felt that teachers had sound subject knowledge and good communication skills. Few students have opined that more practical sessions, increased usage of ICT Tools for teaching and e-resources has to be incorporated. They also thought that assignments, projects and industrial training had to be improved.

## **Suggestions**

To incorporate more practical classes. Teachers must use more ICT tools. Library should be equipped with more e-resources, books and e- journals. Industry linked subjects should be integrated in the syllabus. More Projects and assignments have to be given.

## **Action Taken Report**

Initiatives were taken to incorporate more practical sessions. Problem based methods case study analysis and internships were included in teaching pedagogy. More ICT tools like teaching tools, online learning resources, were introduced. More e-resources, books and journals were made available in the library. Students were exposed to more internships, industrial visits, workshops and training programs. Projects, assignments, experiential learning, survey analysis were included as part of teaching methodology.