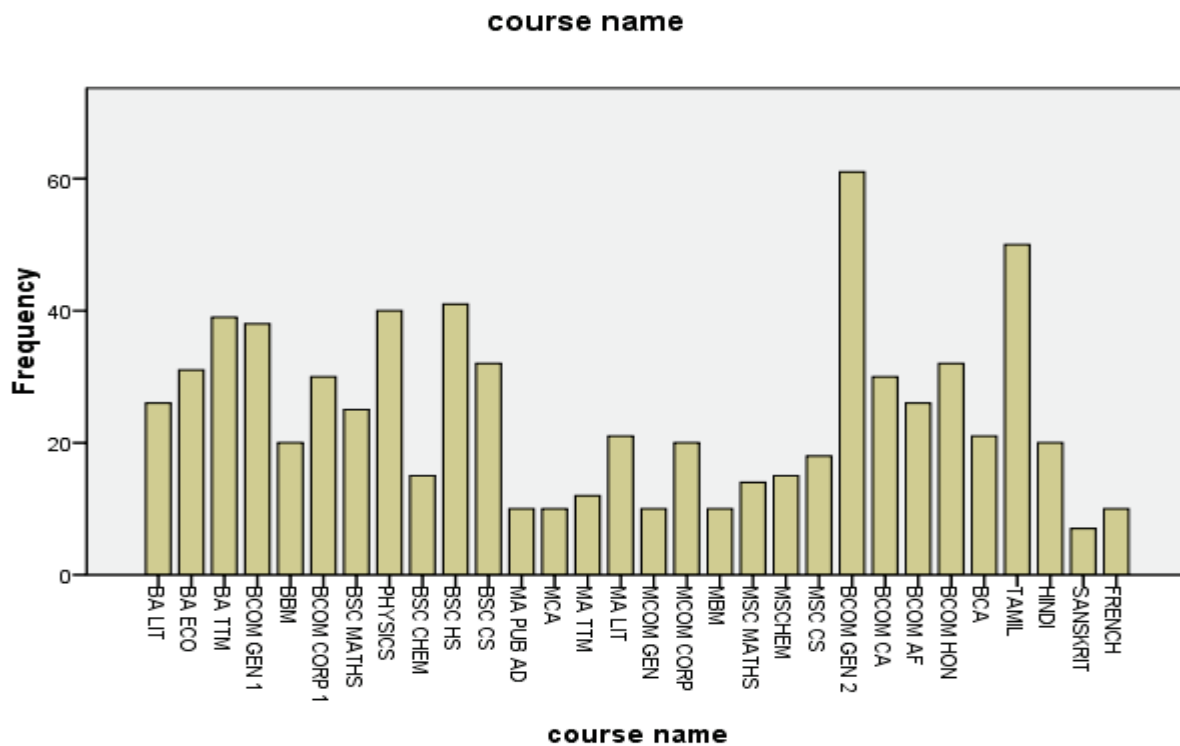


ANNA ADARSH COLLEGE FOR WOMEN- STUDENT SATISFACTION SURVEY

| | | | | |
|----------|-----|-------|-------|-------|
| BCOM HON | 32 | 4.4 | 4.4 | 85.3 |
| BCA | 21 | 2.9 | 2.9 | 88.1 |
| TAMIL | 50 | 6.8 | 6.8 | 95.0 |
| HINDI | 20 | 2.7 | 2.7 | 97.7 |
| SANSKRIT | 7 | 1.0 | 1.0 | 98.6 |
| FRENCH | 10 | 1.4 | 1.4 | 100.0 |
| Total | 734 | 100.0 | 100.0 | |

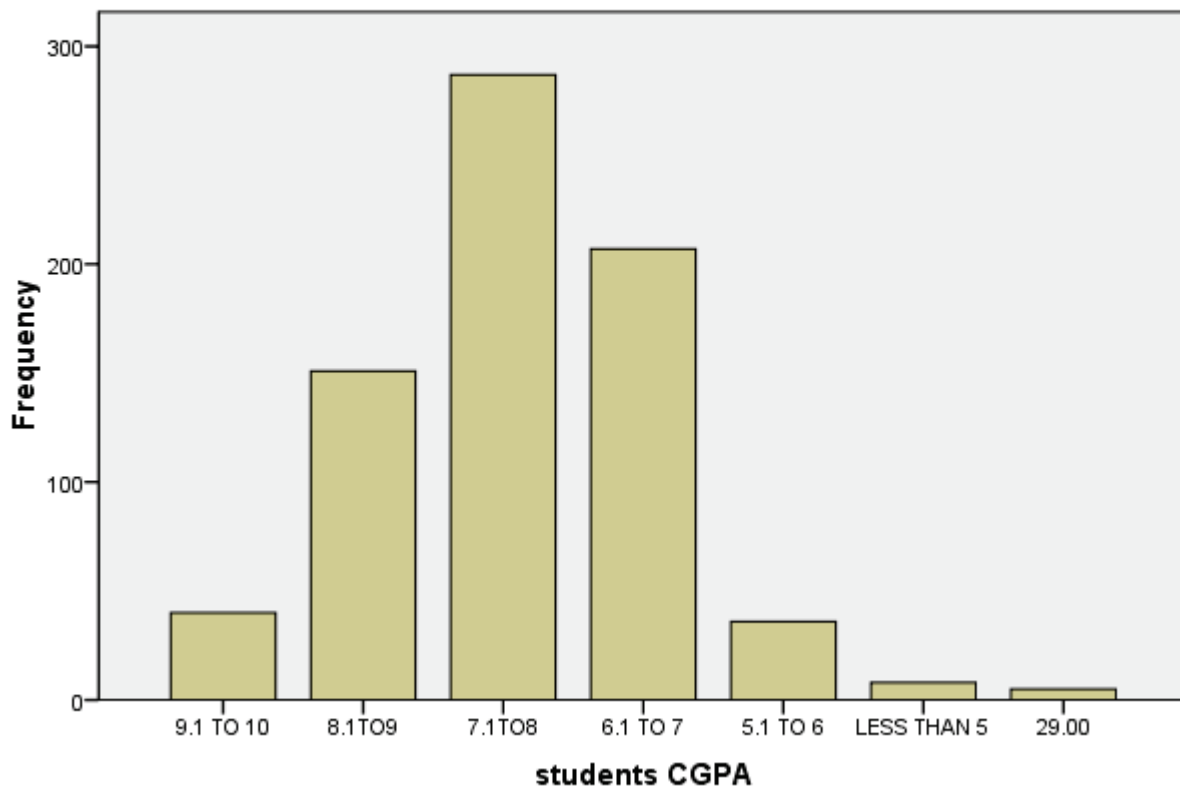


ANNA ADARSH COLLEGE FOR WOMEN- STUDENT SATISFACTION SURVEY

students CGPA

| | | Frequency | Percent | Valid Percent | Cumulative Percent |
|-------|-------------|-----------|---------|---------------|--------------------|
| Valid | 9.1 TO 10 | 40 | 5.4 | 5.4 | 5.4 |
| | 8.1 TO 9 | 151 | 20.6 | 20.6 | 26.0 |
| | 7.1 TO 8 | 287 | 39.1 | 39.1 | 65.1 |
| | 6.1 TO 7 | 207 | 28.2 | 28.2 | 93.3 |
| | 5.1 TO 6 | 36 | 4.9 | 4.9 | 98.2 |
| | LESS THAN 5 | 8 | 1.1 | 1.1 | 99.3 |
| | 29 | 5 | .7 | .7 | 100.0 |
| | Total | 734 | 100.0 | 100.0 | |

students CGPA

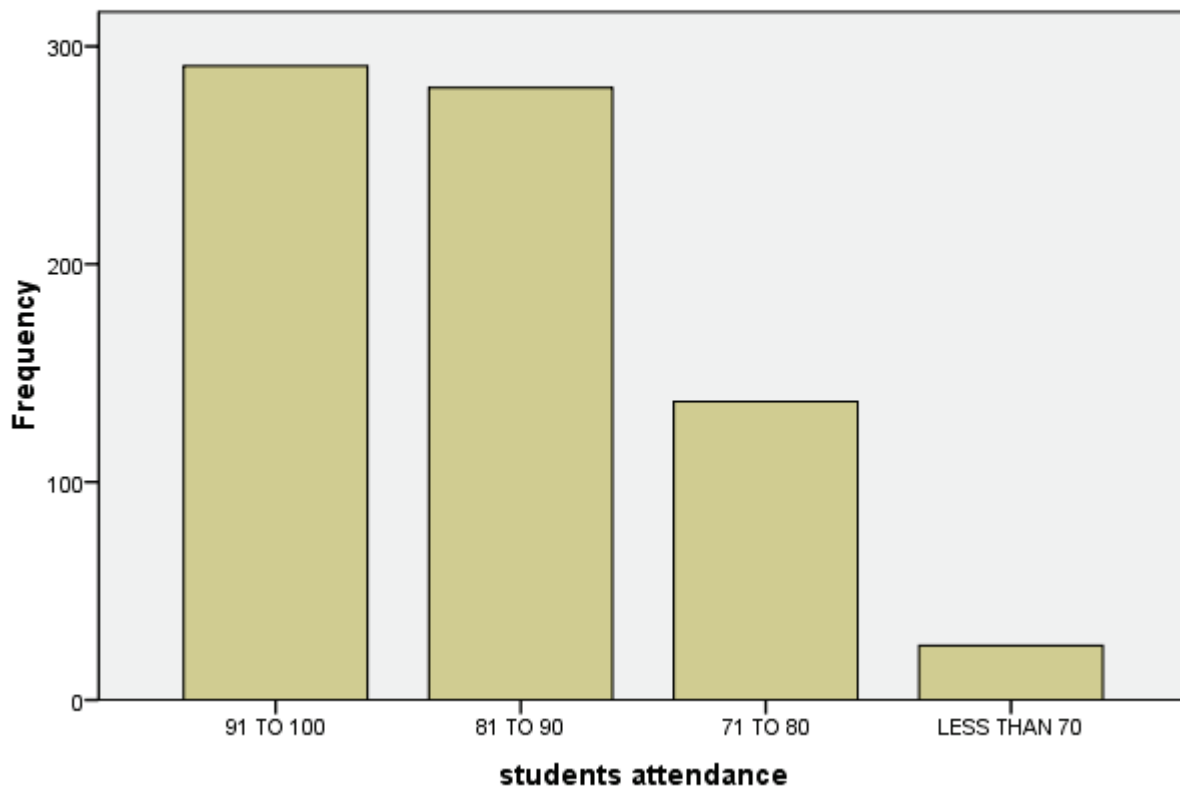


ANNA ADARSH COLLEGE FOR WOMEN- STUDENT SATISFACTION SURVEY

students attendance

| | Frequency | Percent | Valid Percent | Cumulative Percent |
|-----------------|-----------|---------|---------------|--------------------|
| Valid 91 TO 100 | 291 | 39.6 | 39.6 | 39.6 |
| 81 TO 90 | 281 | 38.3 | 38.3 | 77.9 |
| 71 TO 80 | 137 | 18.7 | 18.7 | 96.6 |
| LESS THAN 70 | 25 | 3.4 | 3.4 | 100.0 |
| Total | 734 | 100.0 | 100.0 | |

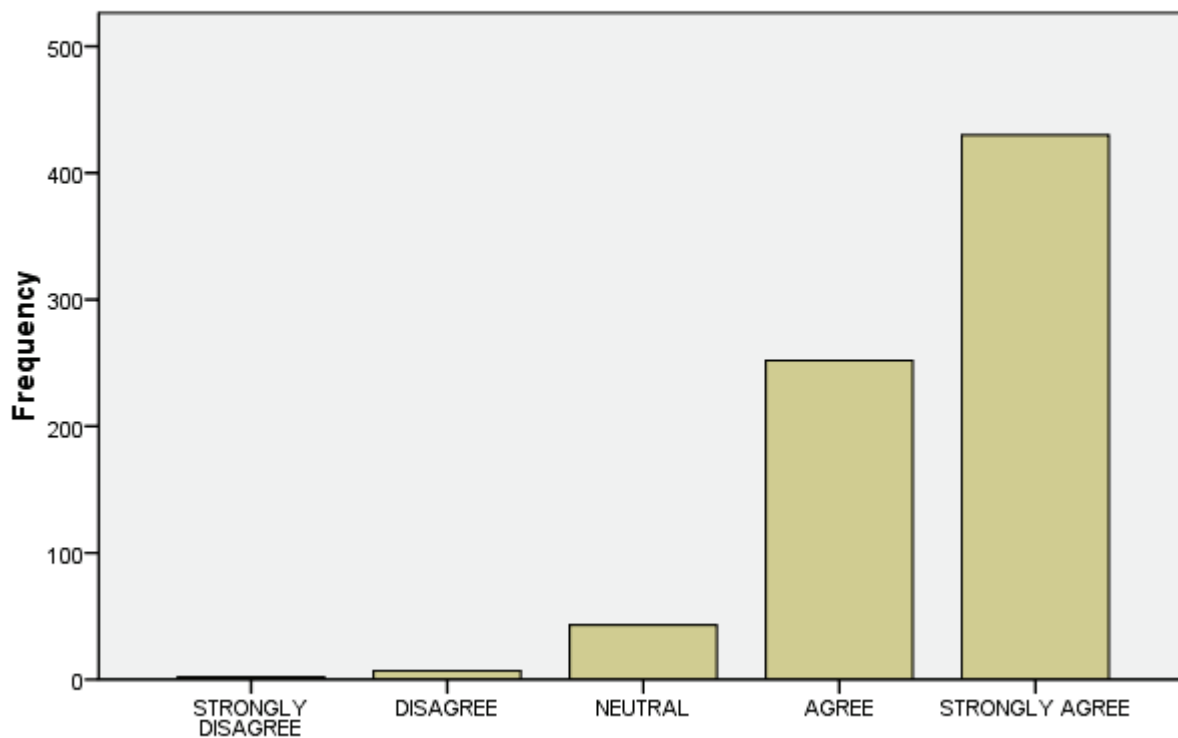
students attendance



Teachers are able to explain the concepts clearly

| | Frequency | Percent | Valid Percent | Cumulative Percent |
|-------------------------|-----------|---------|---------------|--------------------|
| Valid STRONGLY DISAGREE | 2 | .3 | .3 | .3 |
| DISAGREE | 7 | 1.0 | 1.0 | 1.2 |
| NEUTRAL | 43 | 5.9 | 5.9 | 7.1 |
| AGREE | 252 | 34.3 | 34.3 | 41.4 |
| STRONGLY AGREE | 430 | 58.6 | 58.6 | 100.0 |
| Total | 734 | 100.0 | 100.0 | |

Teachers are able to explain the concepts clearly

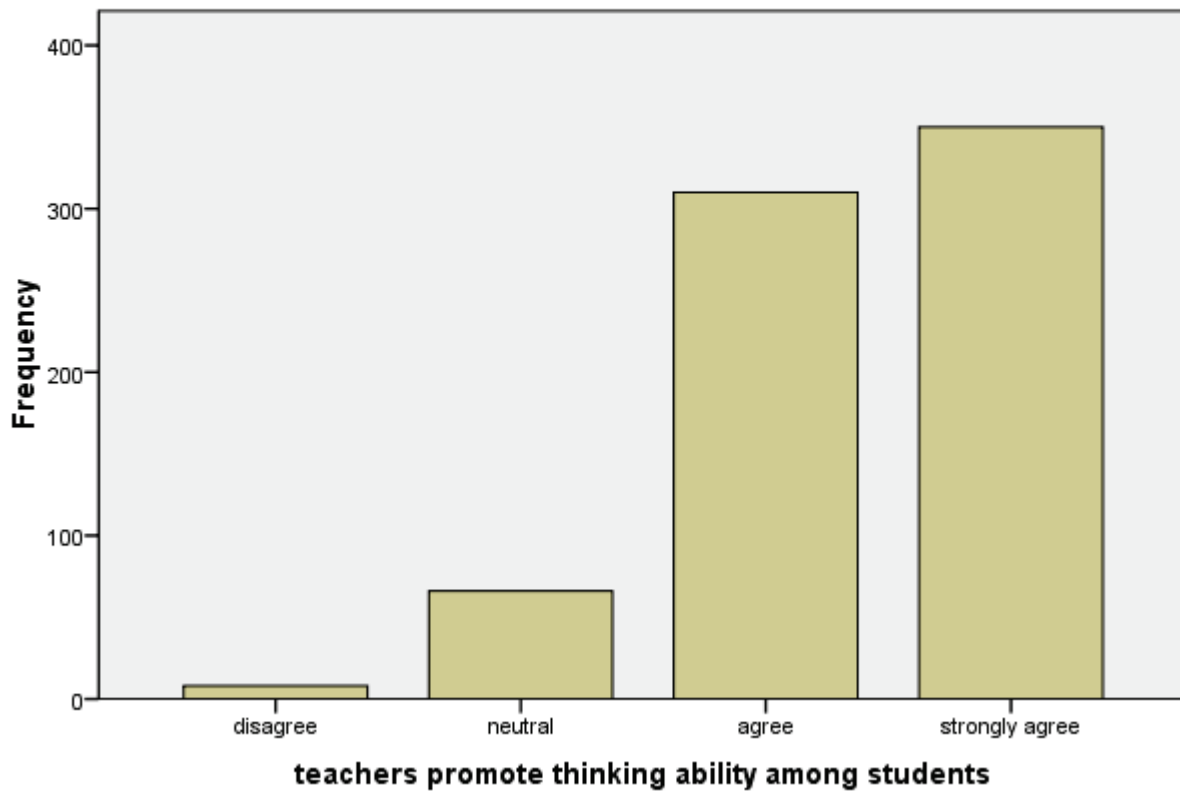


Teachers are able to explain the concepts clearly

teachers promote thinking ability among students

| | Frequency | Percent | Valid Percent | Cumulative Percent |
|----------------|-----------|---------|---------------|--------------------|
| Valid disagree | 8 | 1.1 | 1.1 | 1.1 |
| neutral | 66 | 9.0 | 9.0 | 10.1 |
| agree | 310 | 42.2 | 42.2 | 52.3 |
| strongly agree | 350 | 47.7 | 47.7 | 100.0 |
| Total | 734 | 100.0 | 100.0 | |

teachers promote thinking ability among students

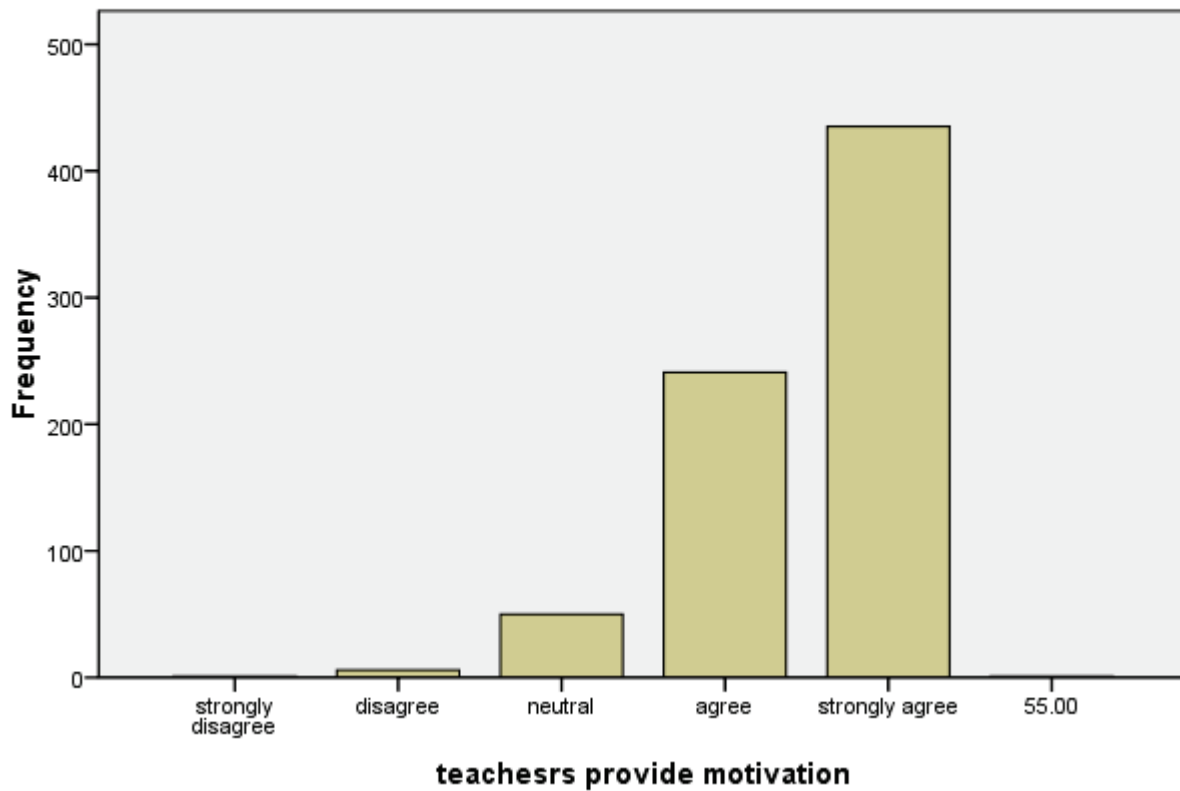


ANNA ADARSH COLLEGE FOR WOMEN- STUDENT SATISFACTION SURVEY

teachers provide motivation

| | | Frequency | Percent | Valid Percent | Cumulative Percent |
|-------|-------------------|-----------|---------|---------------|--------------------|
| Valid | strongly disagree | 1 | .1 | .1 | .1 |
| | disagree | 6 | .8 | .8 | 1.0 |
| | neutral | 50 | 6.8 | 6.8 | 7.8 |
| | agree | 241 | 32.8 | 32.8 | 40.6 |
| | strongly agree | 435 | 59.3 | 59.3 | 99.9 |
| | 55 | 1 | .1 | .1 | 100.0 |
| | Total | 734 | 100.0 | 100.0 | |

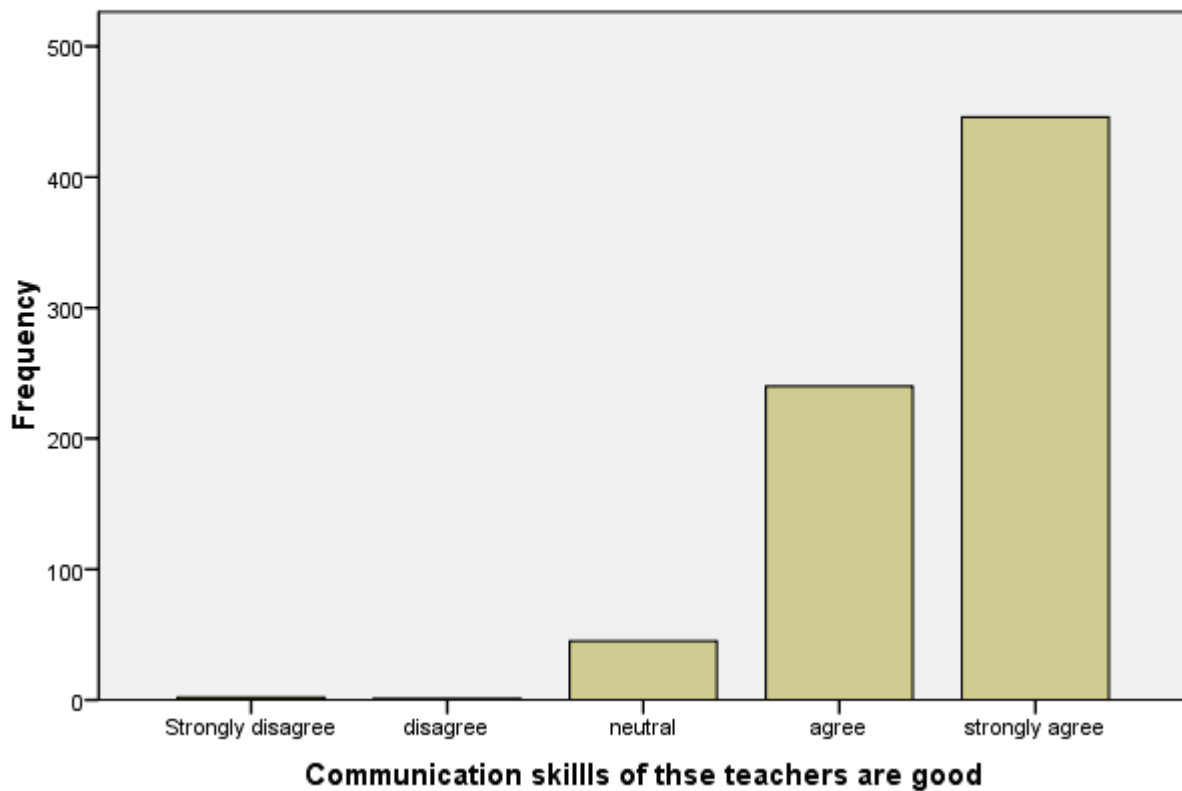
teachers provide motivation



Communication skills of these teachers are good

| | Frequency | Percent | Valid Percent | Cumulative Percent |
|-------------------------|-----------|---------|---------------|--------------------|
| Valid Strongly disagree | 2 | .3 | .3 | .3 |
| disagree | 1 | .1 | .1 | .4 |
| neutral | 45 | 6.1 | 6.1 | 6.5 |
| agree | 240 | 32.7 | 32.7 | 39.2 |
| strongly agree | 446 | 60.8 | 60.8 | 100.0 |
| Total | 734 | 100.0 | 100.0 | |

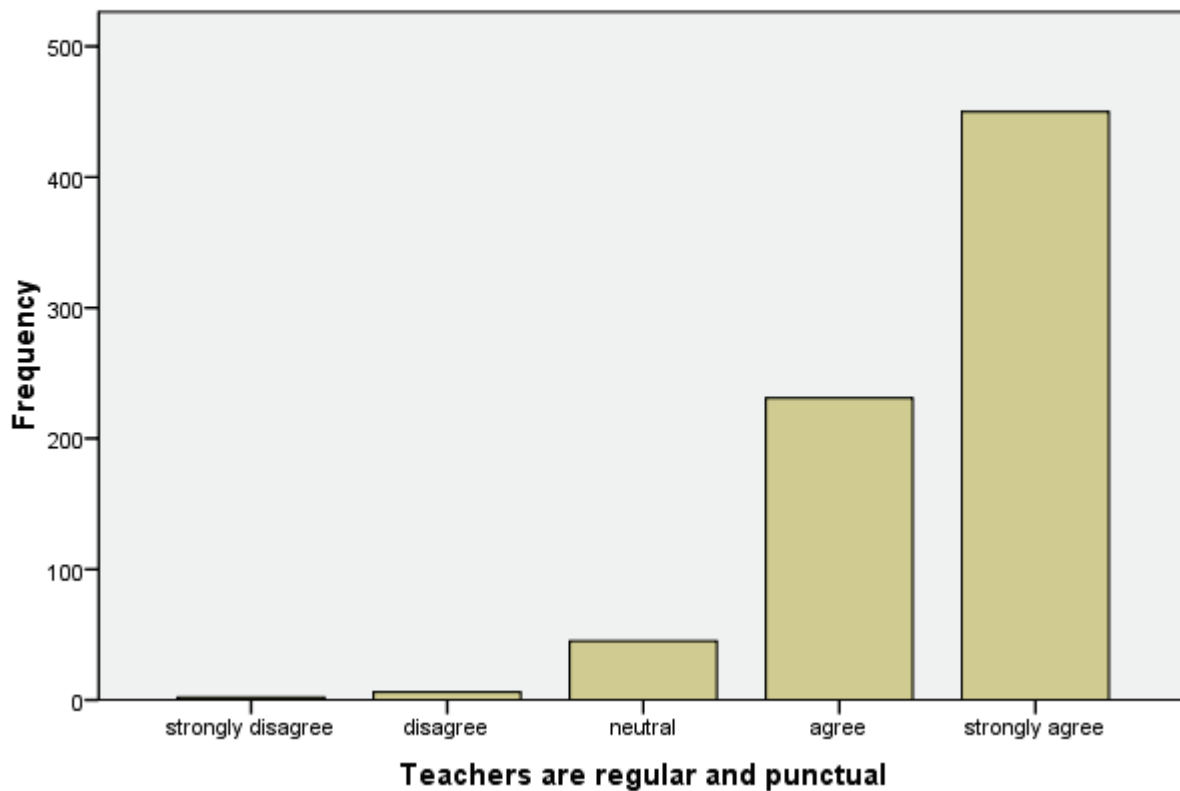
Communication skills of these teachers are good



Teachers are regular and punctual

| | Frequency | Percent | Valid Percent | Cumulative Percent |
|-------------------------|-----------|---------|---------------|--------------------|
| Valid strongly disagree | 2 | .3 | .3 | .3 |
| disagree | 6 | .8 | .8 | 1.1 |
| neutral | 45 | 6.1 | 6.1 | 7.2 |
| agree | 231 | 31.5 | 31.5 | 38.7 |
| strongly agree | 450 | 61.3 | 61.3 | 100.0 |
| Total | 734 | 100.0 | 100.0 | |

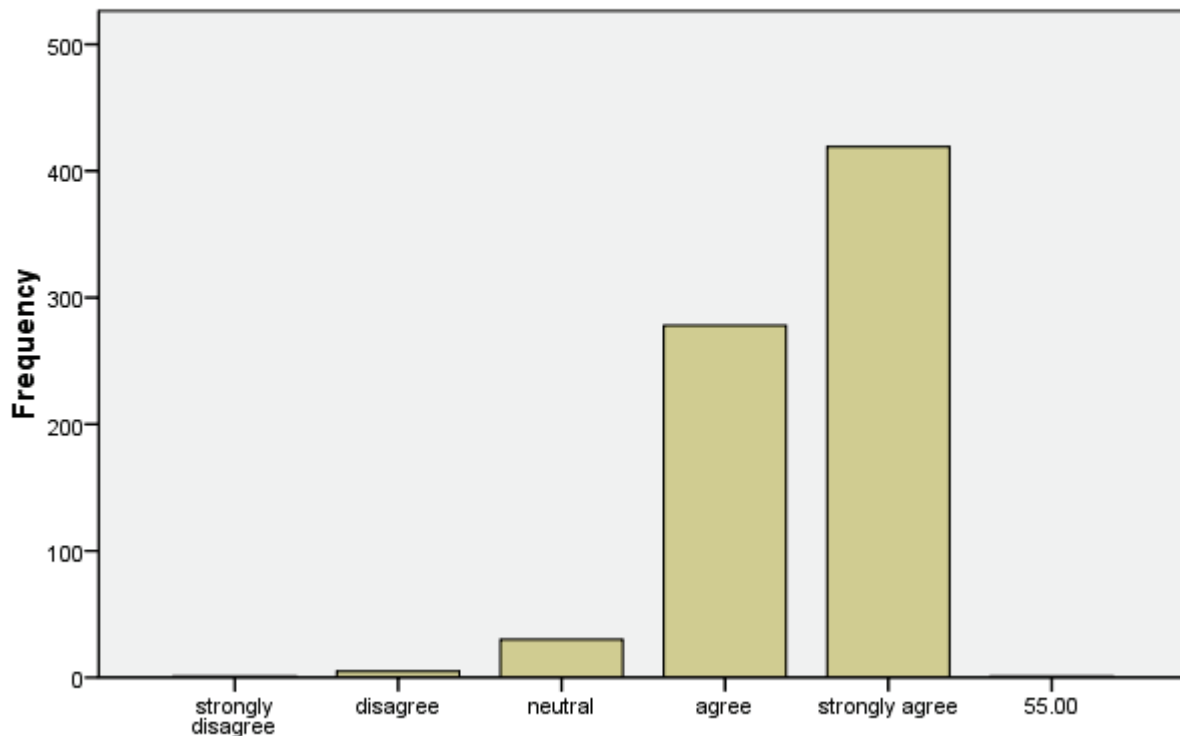
Teachers are regular and punctual



subject knowledge of the teachers is adequate

| | Frequency | Percent | Valid Percent | Cumulative Percent |
|-------------------------|-----------|---------|---------------|--------------------|
| Valid strongly disagree | 1 | .1 | .1 | .1 |
| disagree | 5 | .7 | .7 | .8 |
| neutral | 30 | 4.1 | 4.1 | 4.9 |
| agree | 278 | 37.9 | 37.9 | 42.8 |
| strongly agree | 419 | 57.1 | 57.1 | 99.9 |
| 55 | 1 | .1 | .1 | 100.0 |
| Total | 734 | 100.0 | 100.0 | |

subject knowledge of the teachers is adequate

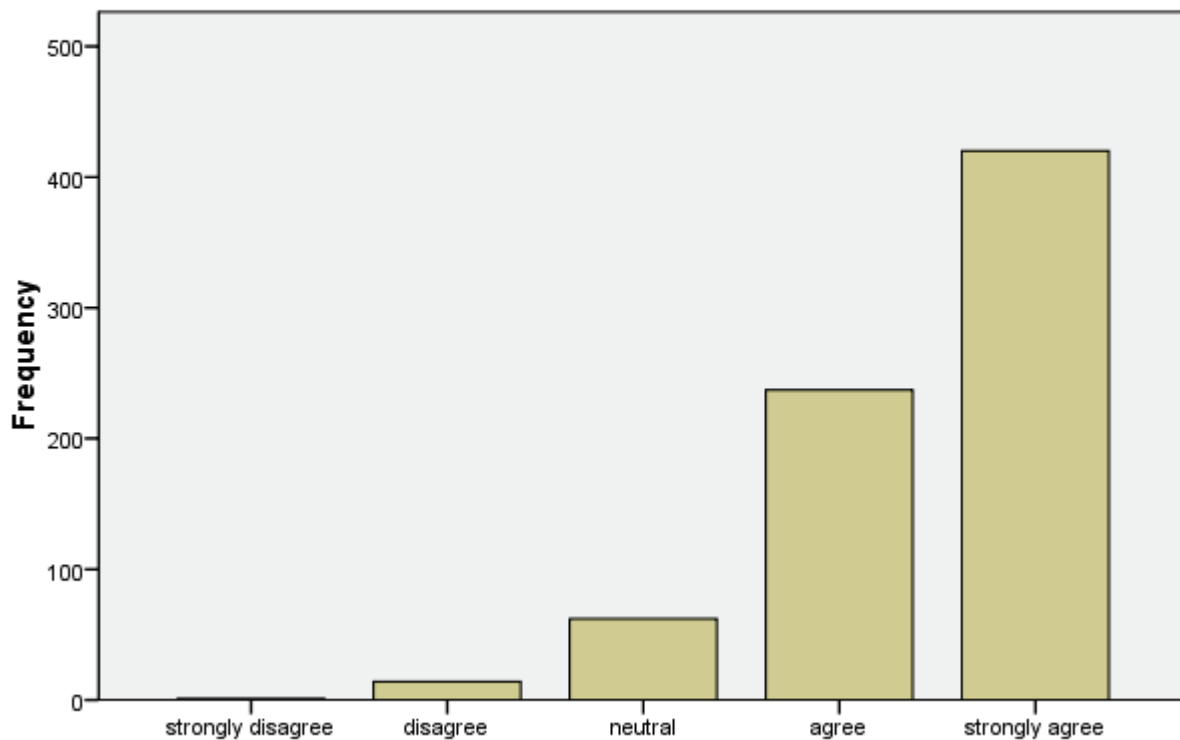


subject knowledge of the teachers is adequate

The syllabus is fully covered and completed on time

| | Frequency | Percent | Valid Percent | Cumulative Percent |
|-------------------------|-----------|---------|---------------|--------------------|
| Valid strongly disagree | 1 | .1 | .1 | .1 |
| disagree | 14 | 1.9 | 1.9 | 2.0 |
| neutral | 62 | 8.4 | 8.4 | 10.5 |
| agree | 237 | 32.3 | 32.3 | 42.8 |
| strongly agree | 420 | 57.2 | 57.2 | 100.0 |
| Total | 734 | 100.0 | 100.0 | |

The syllabus is fully covered and completed on time

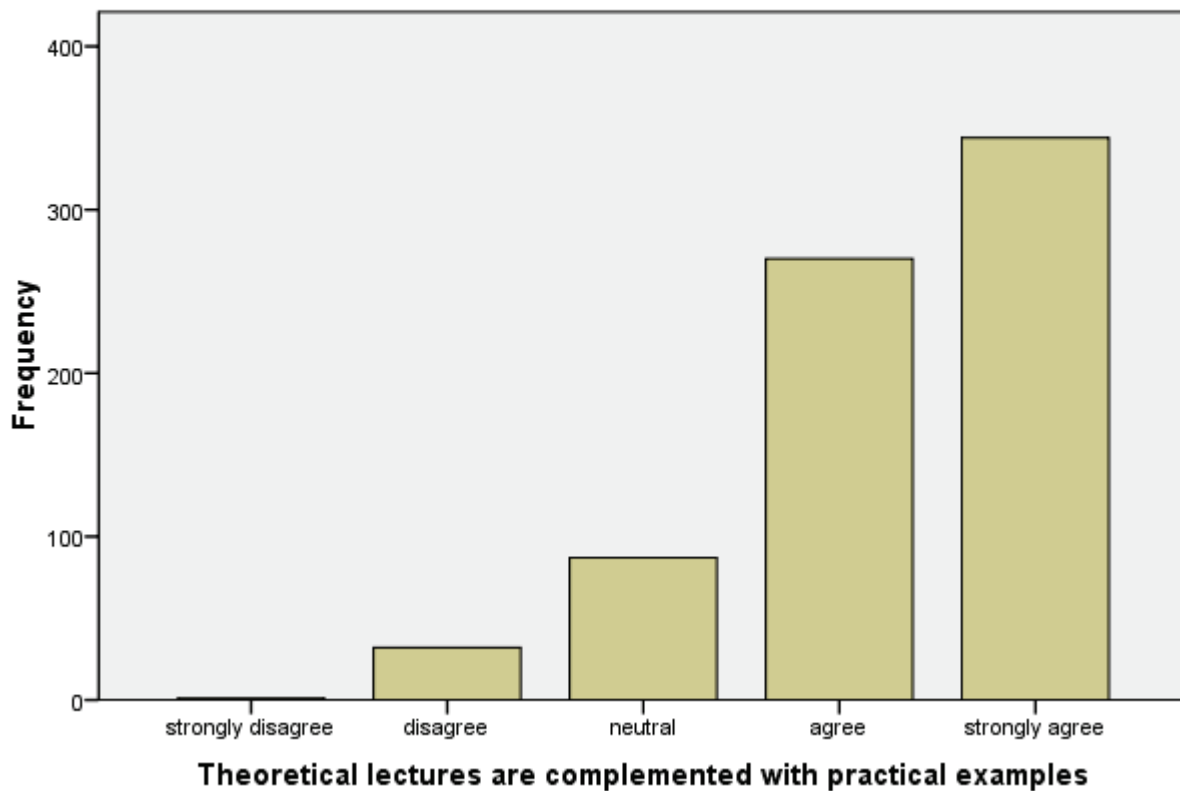


The syllabus is fully covered and completed on time

Theoretical lectures are complemented with practical examples

| | Frequency | Percent | Valid Percent | Cumulative Percent |
|-------------------------|-----------|---------|---------------|--------------------|
| Valid strongly disagree | 1 | .1 | .1 | .1 |
| disagree | 32 | 4.4 | 4.4 | 4.5 |
| neutral | 87 | 11.9 | 11.9 | 16.3 |
| agree | 270 | 36.8 | 36.8 | 53.1 |
| strongly agree | 344 | 46.9 | 46.9 | 100.0 |
| Total | 734 | 100.0 | 100.0 | |

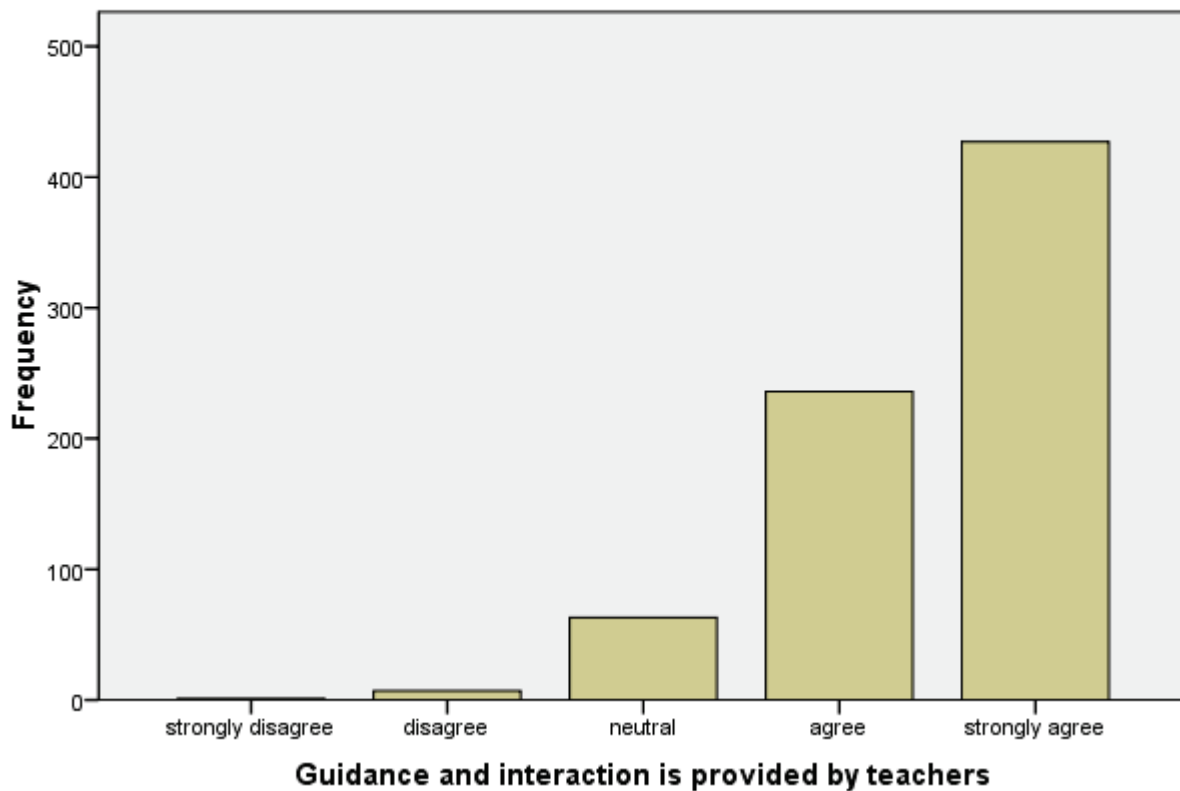
Theoretical lectures are complemented with practical examples



Guidance and interaction is provided by teachers

| | Frequency | Percent | Valid Percent | Cumulative Percent |
|-------------------------|-----------|---------|---------------|--------------------|
| Valid strongly disagree | 1 | .1 | .1 | .1 |
| disagree | 7 | 1.0 | 1.0 | 1.1 |
| neutral | 63 | 8.6 | 8.6 | 9.7 |
| agree | 236 | 32.2 | 32.2 | 41.8 |
| strongly agree | 427 | 58.2 | 58.2 | 100.0 |
| Total | 734 | 100.0 | 100.0 | |

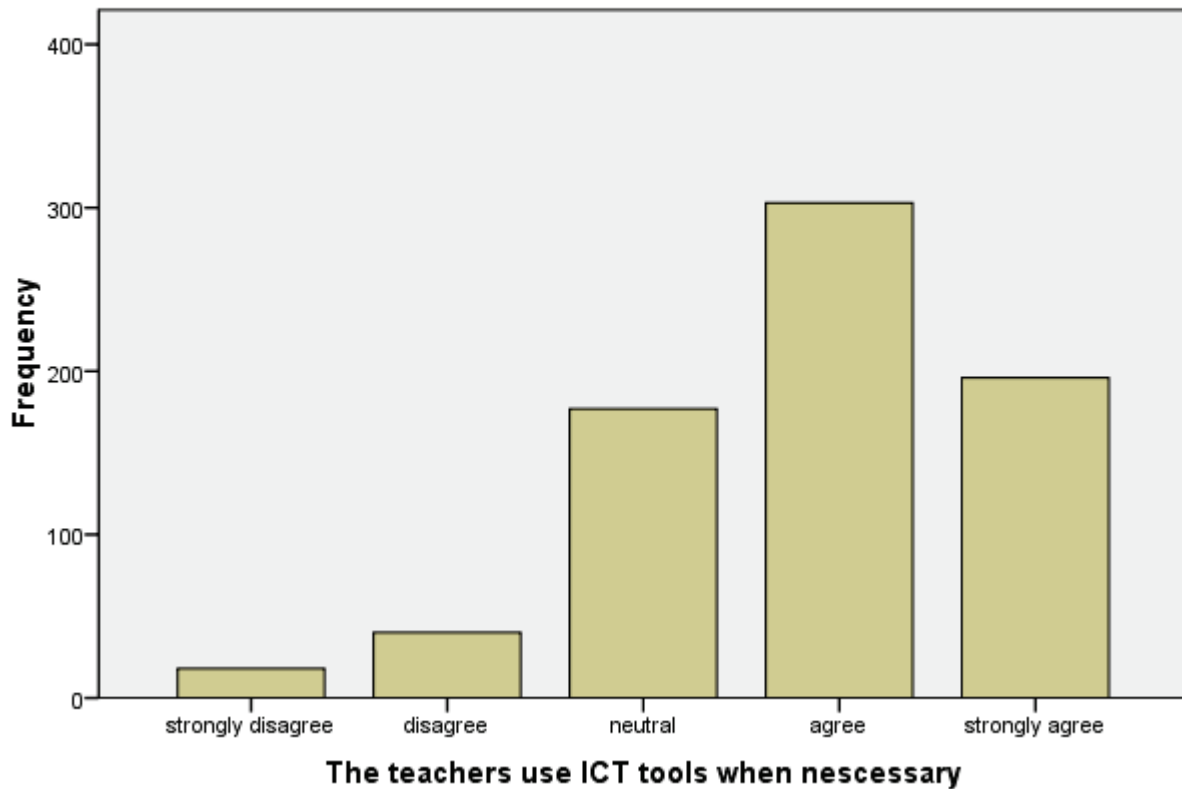
Guidance and interaction is provided by teachers



The teachers use ICT tools when necessary

| | Frequency | Percent | Valid Percent | Cumulative Percent |
|-------------------------|-----------|---------|---------------|--------------------|
| Valid strongly disagree | 18 | 2.5 | 2.5 | 2.5 |
| disagree | 40 | 5.4 | 5.4 | 7.9 |
| neutral | 177 | 24.1 | 24.1 | 32.0 |
| agree | 303 | 41.3 | 41.3 | 73.3 |
| strongly agree | 196 | 26.7 | 26.7 | 100.0 |
| Total | 734 | 100.0 | 100.0 | |

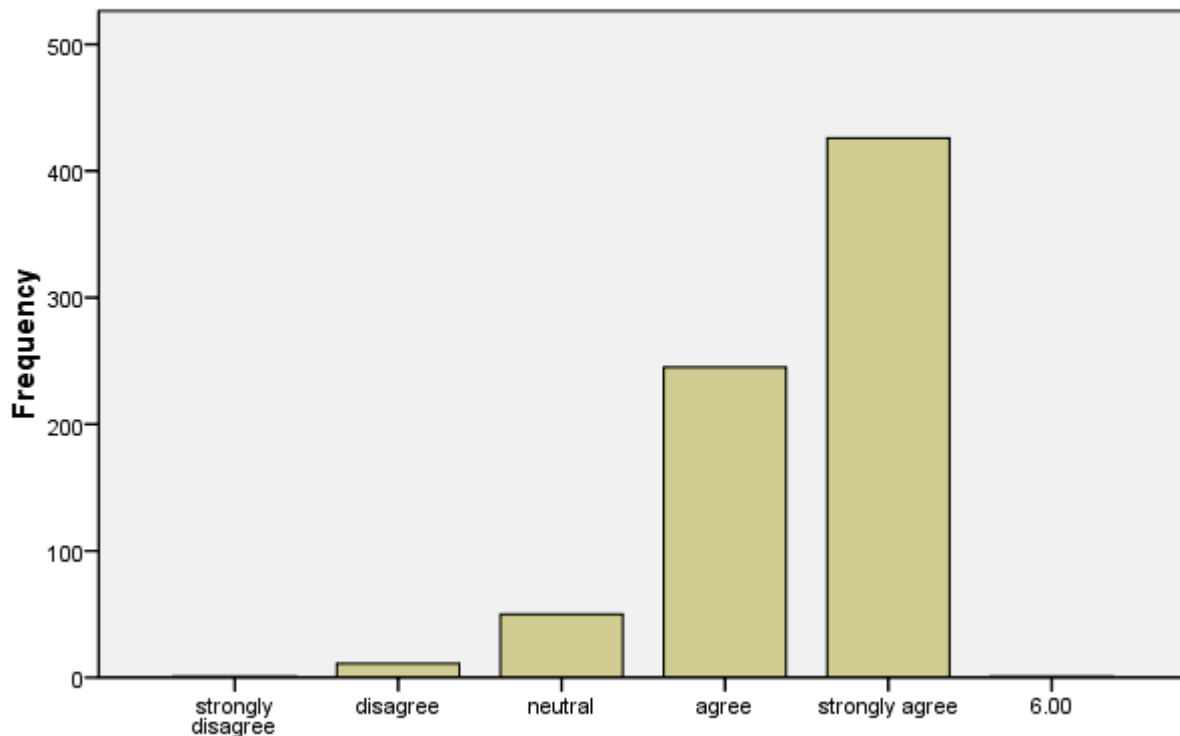
The teachers use ICT tools when necessary



The overall performance of the teachers is good

| | Frequency | Percent | Valid Percent | Cumulative Percent |
|-------------------------|-----------|---------|---------------|--------------------|
| Valid strongly disagree | 1 | .1 | .1 | .1 |
| disagree | 11 | 1.5 | 1.5 | 1.6 |
| neutral | 50 | 6.8 | 6.8 | 8.4 |
| agree | 245 | 33.4 | 33.4 | 41.8 |
| strongly agree | 426 | 58.0 | 58.0 | 99.9 |
| 6 | 1 | .1 | .1 | 100.0 |
| Total | 734 | 100.0 | 100.0 | |

The overall performance of the teachers is good



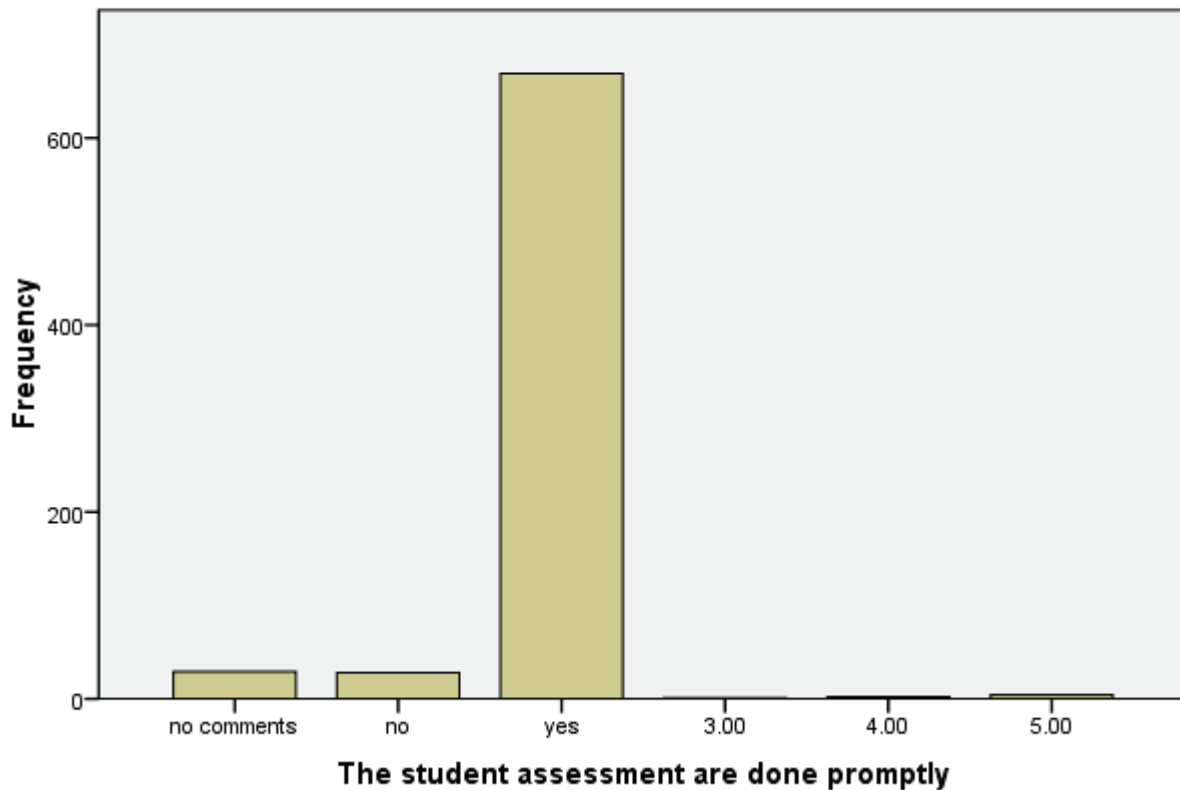
The overall performance of the teachers is good

ANNA ADARSH COLLEGE FOR WOMEN- STUDENT SATISFACTION SURVEY

The student assessment are done promptly

| | | Frequency | Percent | Valid Percent | Cumulative Percent |
|---------|-------------|-----------|---------|---------------|--------------------|
| Valid | no comments | 29 | 4.0 | 4.0 | 4.0 |
| | no | 28 | 3.8 | 3.8 | 7.8 |
| | yes | 669 | 91.1 | 91.3 | 99.0 |
| | 3 | 1 | .1 | .1 | 99.2 |
| | 4 | 2 | .3 | .3 | 99.5 |
| | 5 | 4 | .5 | .5 | 100.0 |
| | Total | 733 | 99.9 | 100.0 | |
| Missing | System | 1 | .1 | | |
| Total | | 734 | 100.0 | | |

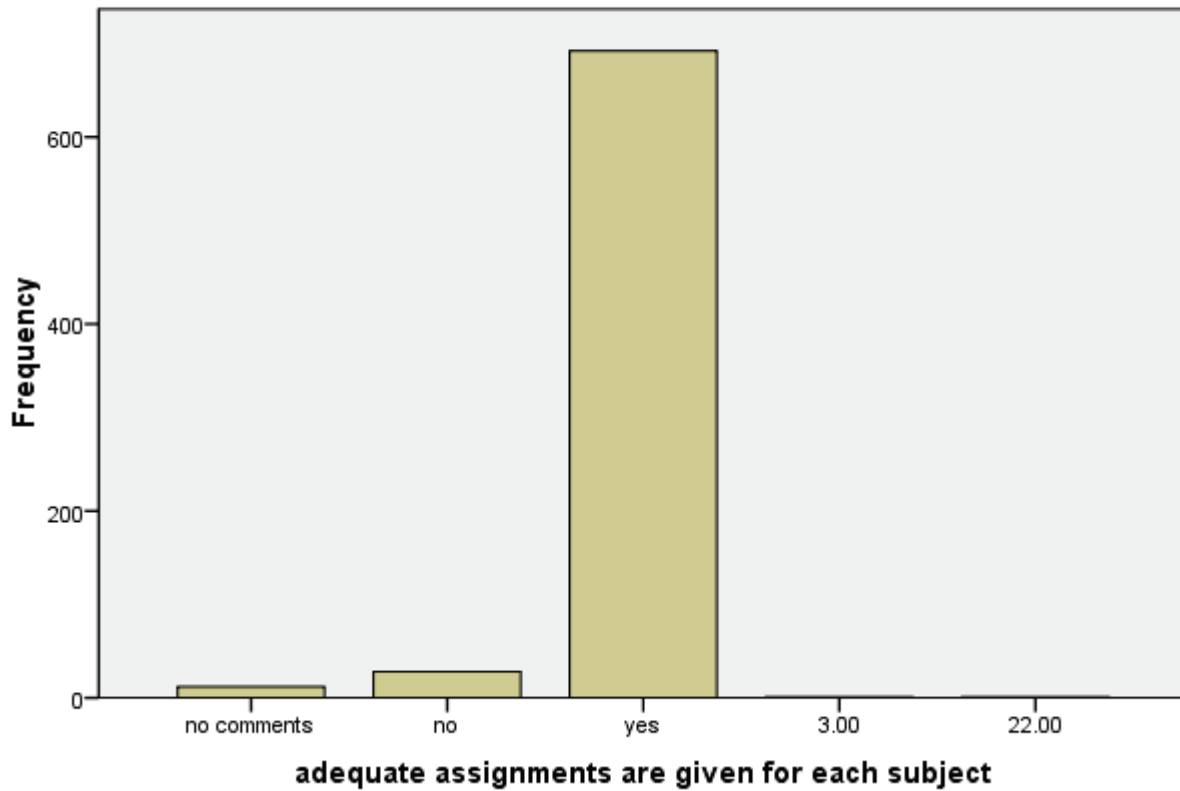
The student assessment are done promptly



adequate assignments are given for each subject

| | Frequency | Percent | Valid Percent | Cumulative Percent |
|-------------------|-----------|---------|---------------|--------------------|
| Valid no comments | 12 | 1.6 | 1.6 | 1.6 |
| no | 28 | 3.8 | 3.8 | 5.4 |
| yes | 692 | 94.3 | 94.3 | 99.7 |
| 3 | 1 | .1 | .1 | 99.9 |
| 22 | 1 | .1 | .1 | 100.0 |
| Total | 734 | 100.0 | 100.0 | |

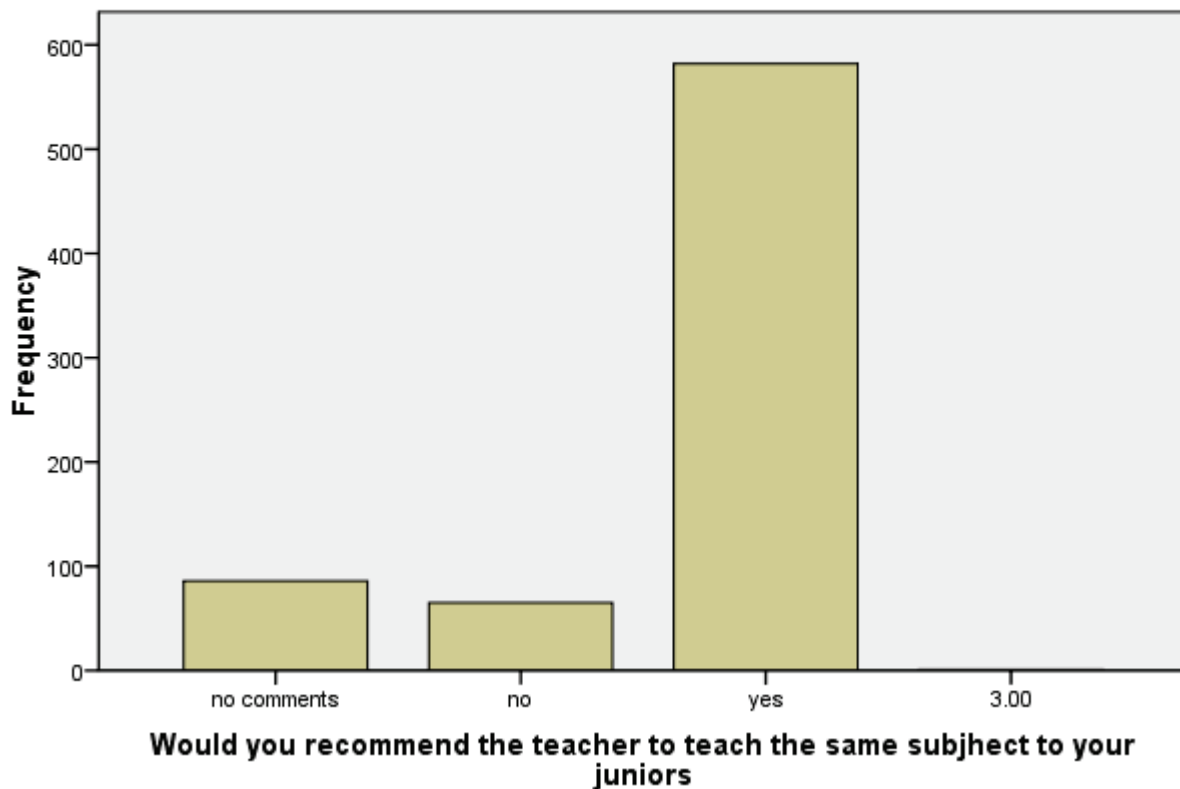
adequate assignments are given for each subject



Would you recommend the teacher to teach the same subject to your juniors

| | Frequency | Percent | Valid Percent | Cumulative Percent |
|-------------------|-----------|---------|---------------|--------------------|
| Valid no comments | 86 | 11.7 | 11.7 | 11.7 |
| no | 65 | 8.9 | 8.9 | 20.6 |
| yes | 582 | 79.3 | 79.3 | 99.9 |
| 3 | 1 | .1 | .1 | 100.0 |
| Total | 734 | 100.0 | 100.0 | |

Would you recommend the teacher to teach the same subject to your juniors

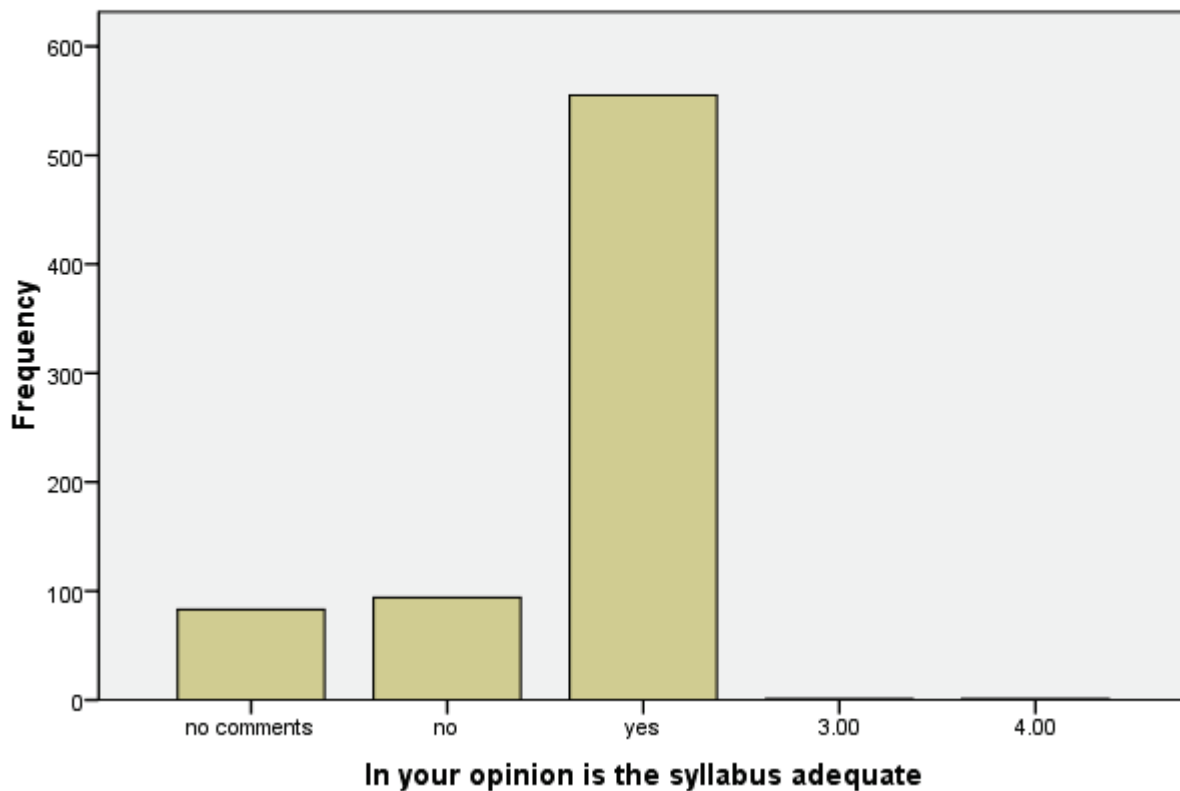


ANNA ADARSH COLLEGE FOR WOMEN- STUDENT SATISFACTION SURVEY

In your opinion is the syllabus adequate

| | | Frequency | Percent | Valid Percent | Cumulative Percent |
|-------|-------------|-----------|---------|---------------|--------------------|
| Valid | no comments | 83 | 11.3 | 11.3 | 11.3 |
| | no | 94 | 12.8 | 12.8 | 24.1 |
| | yes | 555 | 75.6 | 75.6 | 99.7 |
| | 3 | 1 | .1 | .1 | 99.9 |
| | 4 | 1 | .1 | .1 | 100.0 |
| Total | | 734 | 100.0 | 100.0 | |

In your opinion is the syllabus adequate

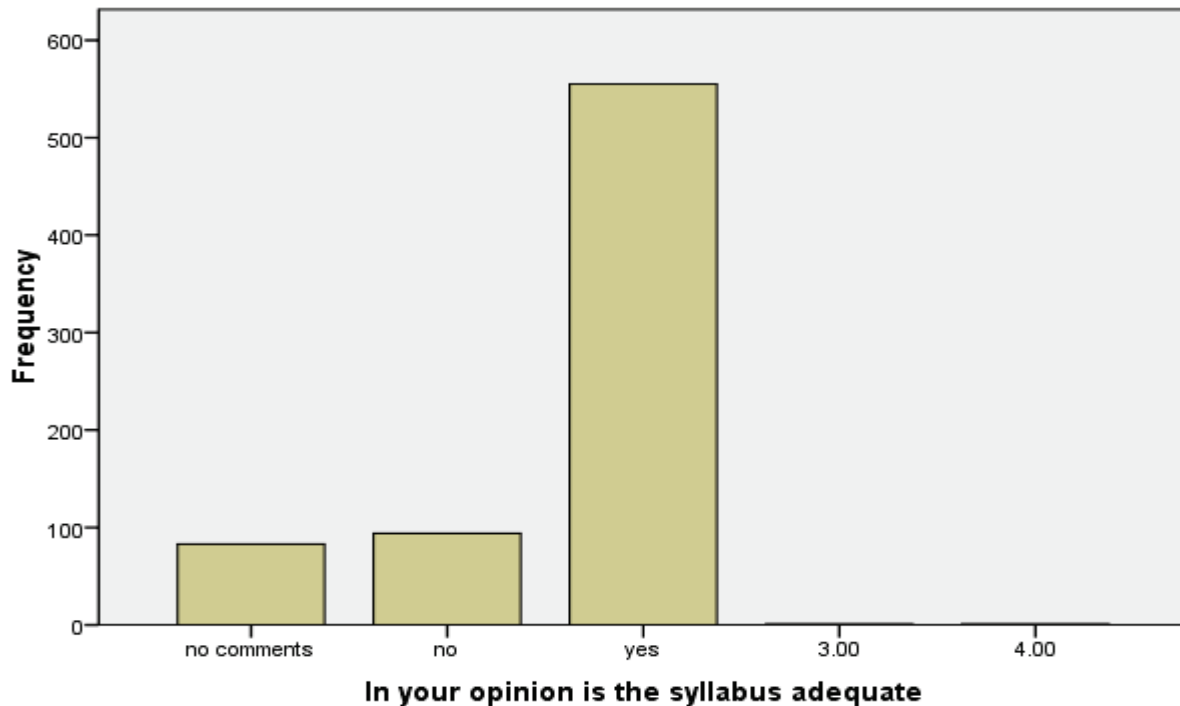


Suggestions

ANNA ADARSH COLLEGE FOR WOMEN- STUDENT SATISFACTION SURVEY

| | Frequency | Percent | Valid Percent | Cumulative Percent |
|--|-----------|---------|---------------|--------------------|
| Valid make the curriculum contemporary | 96 | 13.1 | 13.1 | 13.1 |
| enrichment of curriculum | 121 | 16.5 | 16.5 | 29.6 |
| practical classes to be increased | 101 | 13.8 | 13.8 | 43.3 |
| more projects, assignments | 94 | 12.8 | 12.8 | 56.1 |
| industry linked subjects | 63 | 8.6 | 8.6 | 64.7 |
| smart classrooms | 65 | 8.9 | 8.9 | 73.6 |
| revamping of library | 32 | 4.4 | 4.4 | 77.9 |
| e.resources | 45 | 6.1 | 6.1 | 84.1 |
| other suggestions | 117 | 15.9 | 15.9 | 100.0 |
| Total | 734 | 100.0 | 100.0 | |

In your opinion is the syllabus adequate



Summary

The student satisfaction survey indicates that the Institution is actively involved in the holistic development of the students helping them both academically and professionally by offering them ample prospects through internship, student exchange and field visits, thus providing them with multiple practical learning opportunities. The student prerequisites for every course and program is thoroughly explained along with the resultant outcome of the course and the degree. The teachers meticulously prepare for the class and the prescribed syllabus is flawlessly explained through illustrations, examples and also through the use of enhanced ICT tools such as LCD projector, multimedia and so on. The teachers conduct continuous internal assessment in a fair manner and monitor the progress of the students by discussing about the students' performance in a friendly and approachable way, thereby enabling the students to identify their strength and weakness even as they are working towards achieving their goals. The students are encouraged to take part in experiential learning, participative learning and introduced to problem solving methodologies for enhanced learning experience. By encouraging the students to actively participate in extracurricular activities the institution inculcates softskills, life skills and employability skills to achieve their professional goals.

Suggestions from Feedback

Suggestions are made that teaching could be more practical oriented and more ICT tools could be used as effective teaching methodology. Students require more e-resources, books and e-journals for wider learning and research purposes. The syllabus could be more up to date and professional oriented.

Actions Taken Report

Various practical initiatives are being taken by the teachers to include more hands on training through project and field work. The teachers also use more ICT tools like online videos and other learning platforms to enable the enhanced learning of the students. Increased e-resources, books and e-journal facilities have been created in the library so that they could have increased access to e-resources through N-list and other academic websites. The various senior faculty members serving as members of Board of Studies are encouraged to revamp the syllabus reflecting the current trends and expectation of the students.